


Enough light to flood a dam.

LED floodlight system  
replaces up to 1000W metal halide.



**RAB**<sup>®</sup>  
LIGHTING  
RABWEB.COM • 888 722-1000

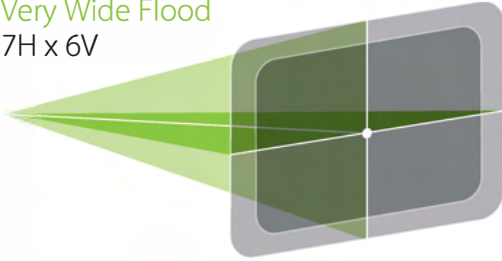
# FXLED® 200 & 300

- 200W replaces up to 750W MH floodlights;  
300W replaces 1000W MH floodlights
- NEMA Types: 7H x 6V, 6H x 4V, 4H x 6V, 5H x 5V and 3H x 3V
- Slipfitter and trunnion mounting available
- Bi-level operation and 0-10V dimming (optional)
- 100,000-hour LED lifespan
- 5-year No Compromise Warranty


## Distributions - NEMA Types

---


Very Wide Flood  
7H x 6V



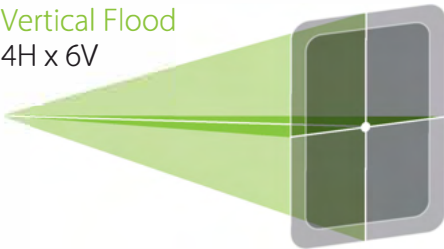
35' mounting height, 60° uptilt




Wide Flood  
6H x 4V





Vertical Flood  
4H x 6V



Medium Flood  
5H x 5V



Medium Narrow Spot  
3H x 3V

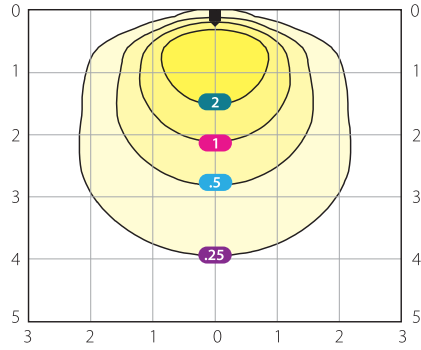




# Photometrics

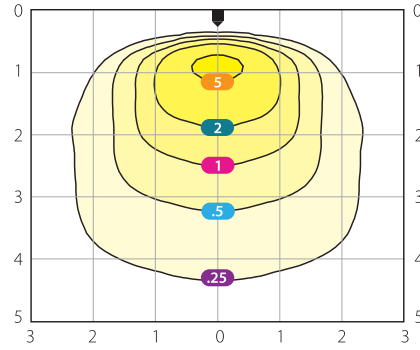
## FXLED™ 200W - NEMA Type 7H x 6V

35' Mounting Height, 60° Uptilt



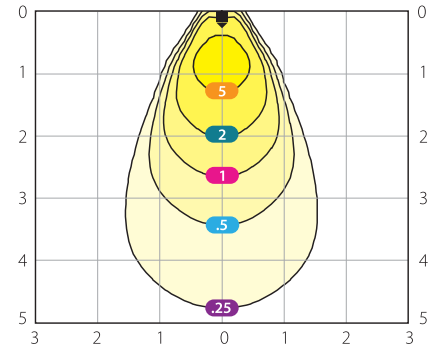
## FXLED™ 200W - NEMA Type 6H x 4V

35' Mounting Height, 60° Uptilt



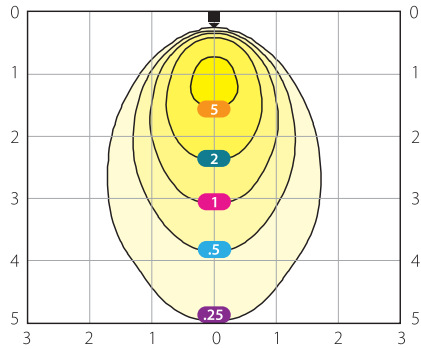
## FXLED™ 200W - NEMA Type 4H x 6V

35' Mounting Height, 60° Uptilt



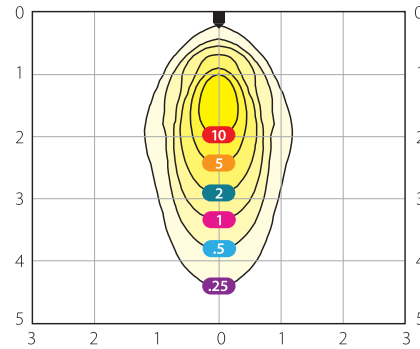
## FXLED™ 200W - NEMA Type 5H x 5V

35' Mounting Height, 60° Uptilt



## FXLED™ 200W - NEMA Type 3H x 3V

35' Mounting Height, 60° Uptilt

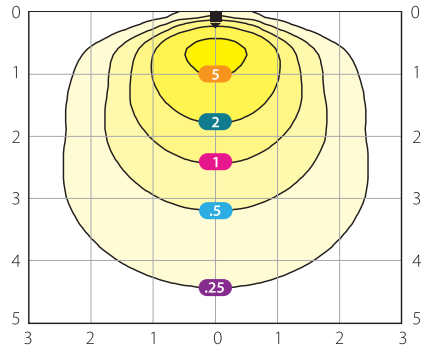


Grid scale: multiples of mounting height  
Values Shown in Footcandles

Photometric Reports #ITL83944, #ITL84147, #ITL84145,  
#ITL84146 and #ITL84144

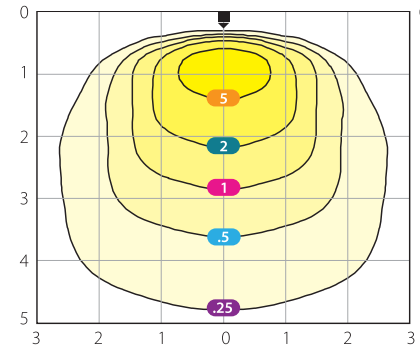
## FXLED™ 300W - NEMA Type 7H x 6V

35' Mounting Height, 60° Uptilt



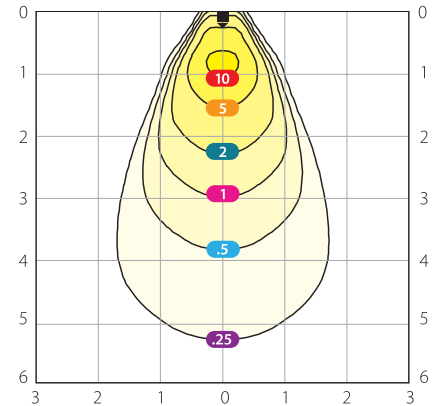
## FXLED™ 300W - NEMA Type 6H x 4V

35' Mounting Height, 60° Uptilt



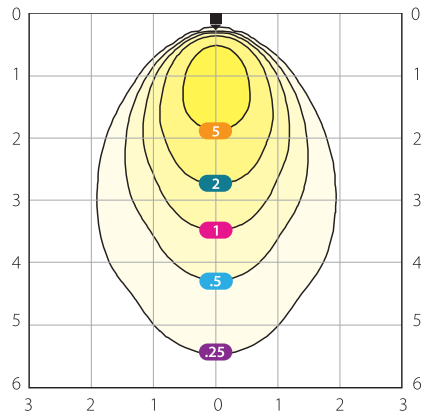
## FXLED™ 300W - NEMA Type 4H x 6V

35' Mounting Height, 60° Uptilt



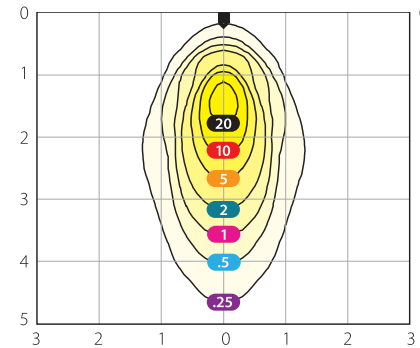
## FXLED™ 300W - NEMA Type 5H x 5V

35' Mounting Height, 60° Uptilt



## FXLED™ 300W - NEMA Type 3H x 3V

35' Mounting Height, 60° Uptilt



Grid scale: multiples of mounting height  
Values Shown in Footcandles

Photometric Reports #ITL83947, #ITL84159, #ITL84157,  
#ITL84158 and #ITL84156

# Specifications

**UL Listing:** Suitable for wet locations. Suitable for ground mounting.

**LEDs:** Multi-chip, high-output, long-life LEDs

**Lifespan:** 100,000-hour LED lifespan based on IES LM-80 results and TM-21 calculations

**Drivers:**

**300W:** Constant Current, 1050mA, 50/60 Hz, 120-277V or 347-480V with 4kV surge protection, 120V: 2.69A, 208V: 1.57A, 240V: 1.36A, 277V: 1.18A, 480V: 0.70A, THD < 20%, Power Factor: 99%

**200W:** Constant Current, 700mA, 50/60 Hz, 120-277V or 347-480V with 4 kV surge protection, 120V: 1.72A, 208V: 1.03A, 240V: 0.89A, 277V: 0.77A, 480V: 0.45A, THD <20%, Power Factor: 99%

**FXLED® 300W**

NEMA Type	7H x 6V	6H x 4V	5H x 5V
Color Temperature (CCT)	5000K	5000K	5000K
Input Watts	315	316	316
Output Lumens	38,292	37,265	34,862
Lumens Per Watt	122	118	110

NEMA Type	4H x 6V	3H x 3V
Color Temperature (CCT)	5000K	5000K
Input Watts	317	318
Output Lumens	34,000	34,936
Lumens Per Watt	107	110

**FXLED® 200W**

NEMA Type	7H x 6V	6H x 4V	5H x 5V
Color Temperature (CCT)	5000K	5000K	5000K
Input Watts	205	203	205
Output Lumens	27,005	25,988	24,616
Lumens Per Watt	132	128	120

NEMA Type	4H x 6V	3H x 3V
Color Temperature (CCT)	5000K	5000K
Input Watts	203	203
Output Lumens	24,457	24,430
Lumens Per Watt	120	120

**Bi-Level Operation (optional):** Allows 50% and 100% output modes

**Dimming:** Available as On/Off or with 0-10V dimming driver

**Cold Weather Starting:** The minimum starting temperature is -40°C.

**Housing:** Die-cast aluminum housing and door frame

**Reflector:** Specular and semi-specular vacuum metalized polycarbonate

**NEMA Type:** 7H x 6V, 6H x 4V, 5H x 5V, 4H x 6V and 3H x 3V are available

**IP Rating:** Ingress protection rating of IP66 for dust and water

**Mounting:** Slipfitter or trunnion with stainless steel hardware

**Gaskets:** High-temperature silicone gaskets

**Color Consistency:** 7-step MacAdam Ellipse binning to achieve consistent fixture-to-fixture color

**Color Stability:** LED color temperature is warranted to shift no more than 200K in CCT over a 5 year period.

**Color Uniformity:** RAB's range of CCT (Correlated Color Temperature) follows the guidelines of the American National Standard for Specifications

for the Chromaticity of Solid State Lighting (SSL) Products, ANSI C78.377-2011.

**Finish:** Our environmentally friendly polyester powder coatings are formulated for high-durability and long-lasting color, and contain no VOC or toxic heavy metals.

**Green Technology:** Mercury and UV free, and RoHS compliant. Polyester powder coat finish formulated without the use of VOC or toxic heavy metals.

**IESNA LM-79 & LM-80 Testing:** RAB LED luminaires have been tested by an independent laboratory in accordance with IESNA LM-79 and LM-80, and have received the Department of Energy "Lighting Facts" label.

**California Title 24: FXLED200/300 slipfitter models** with bi-level operation or 0-10V dimming comply with 2013 California Title 24 building and electrical codes as commercial outdoor pole-mounted fixtures >75 Watts mounted up to 24 feet when used with a RAB photo/motion control.

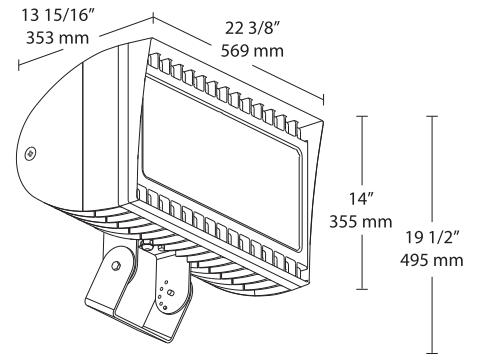
**FXLED200/300 trunnion models** with 0-10V dimming comply with 2013 California Title 24 building and electrical codes as commercial outdoor non-pole-mounted fixtures >30 Watts mounted up to 24 feet when used with a RAB photo/motion control.

*\*Values shown for cool temperature. For other performance, please visit rabweb.com.*

## Dimensions and weights

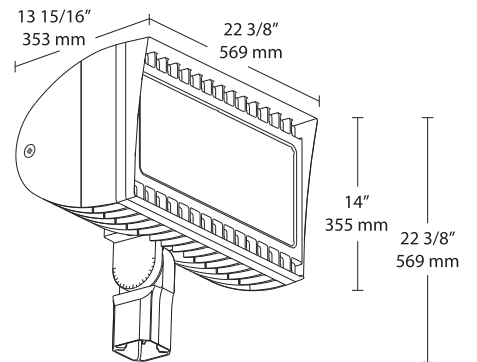
**Trunnion Mount:**

Weight: 66 lbs  
EPA: 4.0



**Slipfitter:**

Weight: 66 lbs  
EPA: 4.0



## Ordering information

Product Family	Wattage	Mounting	Color Temp	NEMA Type	Finish	Driver Options	Photocell Options
FXLED	200 200W 300 300W	SF Slipfitter T Trunnion	Blank 5000K N 4000K Y 3000K	Blank 7H x 6V B64 6H x 4V B55 5H x 5V B33 3H x 3V B46 4H x 6V	Blank Bronze W White	/480 480V /BL Bi-Level* /D10 0-10V Dimming	/PCT 120-277V Twistlock /PCT4 480V Twistlock

\*Slipfitter models only