


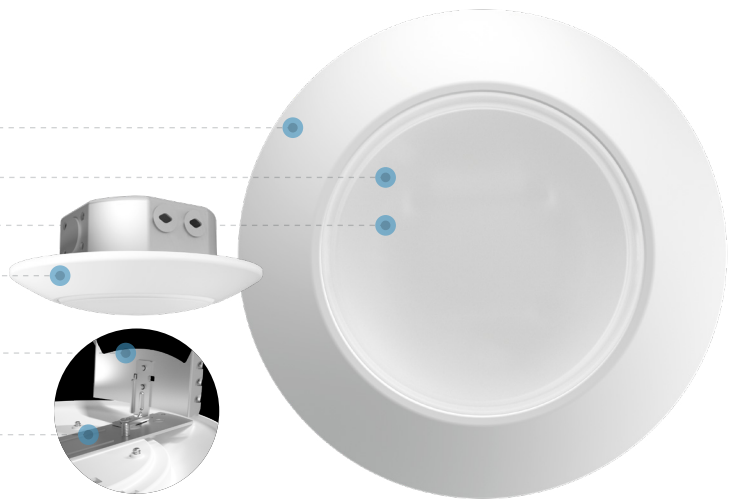


# DISK34

Quality performance at an entry-level price.

## Economy that performs.

- Stamped aluminum housing
- High-output, long-life LEDs
- Removable, frosted polycarbonate lens
- Can be surface mounted to junction boxes
- Friction clips and torsion springs available for installation in recessed housings
- Driver on board design maintains a low profile



## Extremely low profile.

This super-low-profile, backlit LED surface mount looks good just about anywhere. At only 1" in depth, the DISK34 bests the competition with its unobtrusive, sleek design.




## Versatility is key.

These low profile surface mounts are ideal for both retrofit and new construction applications, installing into recessed cans or standard junction boxes. Models are offered in both 4" (12W) and 6" (16W) and in five color temperatures.

## Installation is easy.

For junction boxes, simply remove the twist-lock lens and set the captive screws... absolutely no additional hardware required!



## Lots of indoor/outdoor applications.

All models are IC rated for direct contact with insulation, air tight, and suitable for use in dry and damp locations, making it easy to add light to hallways, bathrooms, canpoies, breezeways and more.

90+ CRI models are available to ensure accurate color rendering (JA8 compliant) and all models are dimmable to 10% with most standard TRIAC dimmers (120V).

### Accessories



**FRICION CLIPS** DSK34-4/ACC  
For recessed housing installations (for 4" models).



**TORSION SPRINGS** DSK34-6/ACC  
For recessed housing installations (for 6" models).

Product	Size	Shape	Wattage	CRI/Color Temp	Voltage	Finish	Trim
<b>DSK34</b>		<b>R</b>			<b>120</b>	<b>W</b>	<b>S</b>
	4 4"	R	12 12W/750lm	950 90 CRI, 5000K	120 120V	W White	S Smooth
	6 6"		16 16W/1000lm	940 90 CRI, 4000K			
				935 90 CRI, 3500K			
				930 90 CRI, 3000K			
				927 90 CRI, 2700K			