

California Title 20 & Title 24 Compliant Lighting Solutions

This guide highlights RAB products that comply with California Title 20 and/or Title 24 energy regulations. Products are organized by category to make specification and selection easy for California projects.

RAB[®]

What are California Title 20 and Title 24?



California Approved Products



Title 20 and 24 Feature Page



TITLE 20

Appliance Efficiency Regulations

California Title 20 establishes minimum energy efficiency standards for electrical products sold or installed in the state. For lighting, it focuses on performance, power consumption, and standby power requirements to ensure products operate efficiently and avoid unnecessary energy waste. Compliance is required at the product level, meaning that the fixture itself must meet defined efficiency thresholds before it can be sold or specified in California.



TITLE 24

Building Energy Efficiency Standards

California Title 24 regulates how lighting systems are designed and installed within buildings. It addresses lighting power density, controls (such as occupancy sensors and daylighting), and system performance to reduce overall energy use in residential and non-residential spaces. Title 24 compliance is evaluated at the project level, ensuring that the lighting system works together to meet California's energy goals.

KEY

*Asterisk indicates Title 20 products only.

Blue highlight indicates Bluetooth products.

Click on headers to see all products.

Click on product images to learn more.

Table of Contents

Click the category below to go directly to the page.

Controls	4	Cylinders	10
Recessed, Canless	4	Tape Light	11
Recessed Gimbal, Canless	5	A-Line	12
Recessed, Trimless	5	Decorative	12
Commercial Downlights	6	Reflectors	13
Retrofit	6	Small Reflectors	13
Housings	7	PARs	14
Emergency Drivers	7	HID Replacements	14
Surface Mount	8	Exit Sign	15
Flush Mount	9	Exit Edge-Lit	15
Undercabinet	9	Exit Combo	16
Vanity	10	Emergency Unit	16

Check the website for any changes. Last updated April 2026.



CONTROLS

Designed for easy code compliance, Lightcloud controls are available in hardwired and wireless configurations, with optional integrated occupancy sensors. They work seamlessly with RAB luminaires to meet lighting control requirements and maximize energy savings.

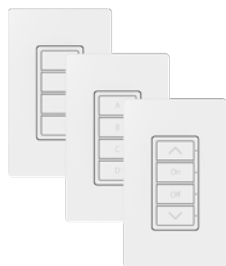
DIMMERS



WIRELESS REMOTE



KEYPAD SELECTOR



ENTERPRISE GATEWAY



NANO



OCCUPANCY SENSOR



Catalog Numbers:

XDIM/LCB	PIRW12/LCB
XDIM/LCBS	
XDIM/D10/LCB	NANO/LCB
LCBLUEREMOTE/W	LCGATEWAY/4G/VZ
	LCGATEWAY/4G/AT
ZDIM/LCB	LCGATEWAY/OFC
ZDIM/LCBS	
KEYPAD/LCB	

RECESSED, CANLESS

Recessed, canless downlights provide a clean, modern lighting solution for residential, multi-family, hospitality, and light commercial spaces. Edge-lit wafer designs install easily in shallow ceilings and offer a wide range of options, including field-adjustable color temperature and wattage, smooth or baffle trims, RGB color tuning, and integrated motion sensors—making it easy to tailor performance, appearance, and energy savings to the application.

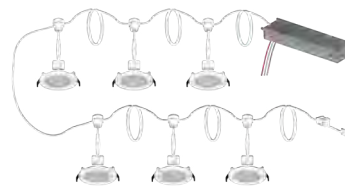
WFRX



WFRL



DAISY CHAIN



FWAFER



Catalog Numbers:

WFRX-2	WFRL3R69CCT120WB	WFRL8R239FADWB
WFRX-2B	WFRL3R69CCT120WS	WFRL8R239FADWS
WFRX-4	WFRL4R10.59FA120WB	WFRLA4R89FA120WS
WFRX-4B	WFRL4R10.59FA120WS	WFRLA6R129FA120WS
WFRX-4BD	WFRL4R99FA120BB	
WFRX-4D	WFRL4R99FA120SB	WFR-4R/PIR
WFRX-6	WFRL4R99FA120WB	WFR-6R/PIR
WFRX-6B	WFRL4R99FA120WBS	
WFRX-6BD	WFRL4R99FA120WS	WFR17-4
WFRX-6D	WFRL4S99FA120WB	WFR17-4B
WFRX-4R/NL	WFRL4S99FA120WS	WFR17-6
WFRX-4RB/NL	WFRL5R129CCT120WB	WFR17-6B
WFRX-6R/NL	WFRL5R129CCT120WS	
WFRX-6RB/NL	WFRL6R139FA120BB	FWAFER4
	WFRL6R139FA120SB	FWAFER4B
DAISYKIT4	WFRL6R139FA120WB	FWAFER6
DAISYKIT4120V	WFRL6R139FA120WBS	FWAFER6B
DAISYKIT4B	WFRL6R139FA120WS	
	WFRL6R139FADWB	
WFR4/RGB	WFRL6R139FADWS	
WFR4B/RGB	WFRL6R149FA120WB	
WFR6/RGB	WFRL6R149FA120WS	
WFR6B/RGB	WFRL6S139FA120WB	
	WFRL6S139FA120WS	
ORB4	WFRL8R239FA120WB	
ORB6	WFRL8R239FA120WS	

RECESSED GIMBAL, CANLESS

Gimbal downlights provide flexible, directional lighting ideal for residential, hospitality, retail, and accent applications where precise light placement matters. Available with standard or floating gimbal designs, black or white finishes, these fixtures make it easy to highlight architectural details, artwork, and focal areas while maintaining a clean, modern ceiling aesthetic.

FGIMBAL



GIMBAL DOWNLIGHTS



Catalog Numbers:

FGIMBAL4
FGIMBAL6

G2
G2NB
G3
G4
GF4

GR2
GR2NB
GR3
GR4

RECESSED, TRIMLESS

Designed for a seamless, modern ceiling aesthetic, recessed trimless downlights are ideal for residential and commercial applications. Options include adjustable CCT, round or square designs, white or black finishes, and select recessed lens or gimbal configurations in retrofit or new construction models.

GIMBAL DOWNLIGHTS



TRIMLESS DOWNLIGHTS



Catalog Numbers:

GR2STLB
GR3STL
GR3STLB
GR3TL
GR3TLB

GR4STL
GR4STLB
GR4TL
GR4TLB

GR2STL
GR2TL
GR2TLB

R2STL
R2STLB
R2TL
R2TLB

R3STL
R3STLB
R3TL
R3TLB

R4STL
R4STLB
R4TL
R4TLB

COMMERCIAL DOWNLIGHTS

Commercial downlights deliver reliable, high-performance illumination for offices, retail, hospitality, and institutional spaces. Designed for flexibility across a wide range of applications, these fixtures offer options such as field-adjustable wattage and color temperature, tunable white, and adjustable beam angles—making it easy to balance light levels, visual comfort, and design intent.

CR FIELD ADJUSTABLE



ND22



CRX HIGH OUTPUT



CRLED FIELD-ADJUSTABLE



Catalog Numbers:

CRLEDFA-10R-43S-9CCT-UNV-WS	C1038/LCB	CRX3
CRLEDFA-4R-9S-9CCT-UNV-WS	C411/LCB	CRX4
CRLEDFA-6R-16S-9CCT-UNVWS	C623/LCB	CRX6
CRLEDFA-6R-16S-9CCT-UNV-WS	C830/LCB	CRX8/D10
CRLEDFA-6R-16S-9CCT-UNVWS/E		
CRLEDFA-6R-16S-9CCT-UNV-WS/E	ND22-12	CR10
CRLEDFA-6R-24S-9CCT-UNV-WS	ND22-12-3RW	CR4
CRLEDFA-8R-22S-9CCT-UNVWS	ND22-20	CR6
CRLEDFA-8R-22S-9CCT-UNV-WS	ND22-20-4HRW	CR8
CRLEDFA-8R-22S-9CCT-UNVWS/E	ND22-30	
CRLEDFA-8R-22S-9CCT-UNV-WS/E	ND22-30-6HRW	
CRLEDFA-8R-33S-9CCT-UNV-WS	ND22-50	
	ND22-50-8RW	
LCBC6R189TWUNVWS-SS-NS		

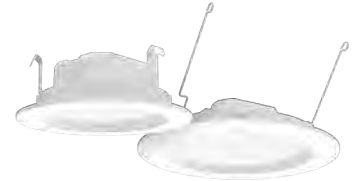
RETROFIT

Ideal for renovation and upgrade projects, retrofit downlights install easily into existing housings and offer flexible options such as adjustable color temperature and wattage, tunable white, and RGB color tuning to refresh both lighting quality and efficiency.

R34



WFRETRO



ECLIPSE NIGHTLIGHT



R34X



Catalog Numbers:

R3-15	R34X-4	WFRETRO4
R3-15B	R34X-4B	WFRETRO4B
R3-9	R34X-4-B	WFRETRO6
R3-9B	R34X-4B-B	WFRETRO6B
R3S-15B	R34X-6	
R3S-9B	R34X-6B	
	R34X-6-B	
	R34X-6B-B	
R4R109FA120WB		
R4R109FA120WS		
R4R89FA120WB	R34-4	
R4R89FA120WS	R34-4B	
	R34-6	
	R34-6B	
R6R119FA120WB		
R6R119FA120WS		
R6R149FA120WB	R34S-4*	
R6R149FA120WS	R34S-4B*	
R6R89FA120WB	R34S-4-B*	
R6R89FA120WS	R34S-4B-B*	
	R34S-6*	
	R34S-6B*	
RA4R89FA120BS*	R34S-6-B*	
RA4R89FA120WS	R34S-6B-B*	
RA6R109FA120WS		
RA6R119FA120WS		
	ECLPS4	
R48B/RGB	ECLPS4B	
R611B/RGB	ECLPS6	
	ECLPS6B	
LCBR6R119TW120WB-SS-NS*		

HOUSINGS

Residential recessed housings offer flexible installation options with 4" and 6" sizes available for retrofit and new construction projects, providing dependable compatibility with RAB downlight trims.

RESIDENTIAL RECESSED HOUSINGS



RESIDENTIAL RECESSED HOUSINGS



Catalog Numbers:

NDCANIC4R
NDCANIC6R

RDCANIC4R
RDCANIC6R


EMERGENCY DRIVERS

Emergency drivers offer dependable emergency illumination for a variety of luminaires, providing a minimum of 90-minutes of operation to meet emergency lighting code requirements.

AC EMERGENCY DRIVERS



2-N-1 Adjustable Driver



Catalog Numbers:

DRI-21-EMGR-DC-D10*
DRI-EMB-15S-LV*

EMB-15*
EMB-25*
EMB-9*

REM-AM15D-480600*

SM-9R-W/E*
SM-9R-W/EMBB*

EMHB30/LCB*
EMHB30B/LCB*
EMHB60/LCB*
EMHB60B/LCB*

DRI-10-EMGR-TYPE B*
DRI-5-EMGR-T8*
DRI-5-EMGR-TYPE C*


SURFACE MOUNT

Surface mount luminaires provide a versatile lighting solution for residential, multi-family, and light commercial spaces where recessed installation is not an option. Available in multiple sizes, these fixtures offer field-adjustable or tunable white color temperature options, with select models featuring integrated occupancy sensors for added energy savings and code compliance.

EDGE-LIT SURFACE PANEL



EDGE-LIT SURFACE LINEAR



PUCK



Catalog Numbers:

PUCKFA-4R-7.5-9CCT-120-WS

SML2
SML3
SML4

SMP2X2
SMP2X4

SMPFA1x1S20UNVTW
SMPFA1x2RT22UNVTW
SMPFA1x4RT45UNVTW

SUMO SURFACE MOUNT

SUMO



SUMO W/PIR



Catalog Numbers:

SUMO12/LCB
SUMO19/LCB

SUMO-R-12/D10
SUMO-R-15
SUMO-R-15/D10
SUMO-R-19
SUMO-R-19/D10
SUMO-R-24/D10

SUMO34-R-12
SUMO34-R-15

SUMO-R-5/PIR
SUMO-R-7/PIR
SUMO-R-9/PIR

SUMOFA-7R-12-95CCT-UNVT-W
SUMOFA-7R-12-95CCT-UNV-W
SUMOFA-7R-15-9CCT-120-W
SUMOFA-9R-16-95CCT-UNVT-W
SUMOFA-9R-16-95CCT-UNV-W

SUMO-R-12
SUMO-R-5

SUMO-R-7
SUMO-R-9
SUMO-S-5
SUMO-S-7
SUMO-S-9

DISK SURFACE MOUNT

DSK34



DISK W/PIR



Catalog Numbers:

DSK34-4/LCB
DSK34-6/LCB

DISK-4/PIR
DISK-6/PIR

DISK34-4
DISK34-6
DISK34-8

DISK17-4/BP
DISK17-6/BP

DSK34-4R12927120WS
DSK34-4R12930120BNS
DSK34-4R12930120BRS
DSK34-4R12930120BS
DSK34-4R12930120WS
DSK34-4R12935120WS
DSK34-4R12940120BNS
DSK34-4R12940120BRS
DSK34-4R12940120BS
DSK34-4R12940120WS
DSK34-4R14930120WS
DSK34-4R14940120WS
DSK34-6R16.5930120WS
DSK34-6R16.5940120WS

DSK34-6R16927120WS
DSK34-6R16930120BNS
DSK34-6R16930120BRS
DSK34-6R16930120BS
DSK34-6R16930120WS
DSK34-6R16935120WS
DSK34-6R16940120BNS
DSK34-6R16940120BRS
DSK34-6R16940120BS
DSK34-6R16940120WS

DSKFA-4R109CCT120WS/PIR
DSKFA-6R159CCT120WS/PIR

FLUSH MOUNT

Flush mount luminaires deliver a streamlined ceiling aesthetic with adjustable color temperature and optional decorative and functional features, including a brushed nickel ring, integrated microwave sensing, and emergency backup.

CURV DECORATIVE



CURV SMOOTH



Catalog Numbers:

CRVFAD-12R/MVS/EM
CRVFAD-12R-16-9CCT-120-BN
CRVFAD-12R-16-9CCT-UNV-BN
CRVFAD-12R-16-9CCT-UNV-BN/MVS
CRVFAD-12R-16-9CCT-UNVTW/EM
CRVFAD-12R-16-9CCT-UNVTW/EMBB
CRVFAD-14R/MVS/EM
CRVFAD-14R-20-9CCT-120-BN
CRVFAD-14R-20-9CCT-UNV-BN
CRVFAD-14R-20-9CCT-UNV-BN/MVS
CRVFAD-14R-20-9CCT-UNVTW/EM
CRVFAD-14R-20-9CCT-UNVTW/EMBB
CRVFAD-18R/MVS/EM
CRVFAD-18R-32-9CCT-120-BN
CRVFAD-18R-32-9CCT-UNV-BN
CRVFAD-18R-32-9CCT-UNV-BN/MVS
CRVFAD-18R-32-9CCT-UNV-W/EM
CRVFAD-18R-32-9CCT-UNV-W/EMBB

CRVFAS-11R/MVS/EM
CRVFAS-11R-16-9CCT-120-W
CRVFAS-11R-16-9CCT-UNVT-W
CRVFAS-11R-16-9CCT-UNVT-W/E
CRVFAS-11R-16-9CCT-UNVT-W/EMBB
CRVFAS-11R-16-9CCT-UNV-W
CRVFAS-11R-16-9CCT-UNV-W/MVS
CRVFAS-14R/MVS/EM
CRVFAS-14R-20-9CCT-120-W
CRVFAS-14R-20-9CCT-UNVT-W
CRVFAS-14R-20-9CCT-UNVT-W/E
CRVFAS-14R-20-9CCT-UNVT-W/EMBB
CRVFAS-14R-20-9CCT-UNV-W
CRVFAS-14R-20-9CCT-UNV-W/MVS
CRVFAS-19R/MVS/EM
CRVFAS-19R-32-9CCT-120-W
CRVFAS-19R-32-9CCT-UNV-W
CRVFAS-19R-32-9CCT-UNV-W/E
CRVFAS-19R-32-9CCT-UNV-W/EMBB
CRVFAS-19R-32-9CCT-UNV-W/MVS

CURVS-11/LCBS/MVS
CURVS-11/LCBS/MVS/E
CURVS-14/LCBS/MVS
CURVS-14/LCBS/MVS/E
CURVS-19/LCBS/MVS
CURVS-19/LCBS/MVS/E

CURVD-12/LCBS/MVS
CURVD-12/LCBS/MVS/E
CURVD-14/LCBS/MVS
CURVD-14/LCBS/MVS/E
CURVD-18/LCBS/MVS
CURVD-18/LCBS/MVS/E

UNDERCABINET

Undercabinet lights deliver focused task lighting ideal for kitchens, workspaces, and display areas. Featuring field-adjustable wattage and color temperature, these fixtures make it easy to tailor light output and appearance to the space while improving efficiency and visual comfort.

KNOOK® UNDERCABINET



Catalog Numbers:

KNOOKFA16W
KNOOKFA24W
KNOOKFA32W
KNOOKFA8W

VANITY

Vanity fixtures provide even, comfortable illumination ideal for bathrooms, powder rooms, and multi-family applications. Most models feature field-adjustable color temperature, with select options offering adjustable wattage, making it easy to achieve the right light level and appearance for the space.

ENCHANT



RADIANCE



ALLURE



CYLINDERS

Cylinder luminaires provide a clean, architectural lighting solution with flexible mounting options for indoor and outdoor spaces. Adjustable color temperature, wattage, and RGB color tuning options, along with interchangeable lens accessories, allow for customized lighting effects.

CD34



Catalog Numbers:

Catalog Numbers:

ALR-18RB	ALR-RBN
ALR-18RBN	ALR-SB
ALR-18SB	ALR-SBN
ALR-18SBN	
ALR-24RB	ENCT-18BN
ALR-24RBN	ENCT-24BN
ALR-24SB	ENCT-36BN
ALR-24SBN	ENCT-48BN
ALR-36RB	ENCT-BN
ALR-36RBN	
ALR-36SB	V1-18
ALR-36SBN	V1-18B
ALR-48RB	V1-18BR
ALR-48RBN	V1-24
ALR-48SB	V1-24B
ALR-48SBN	V1-24BR
ALR-RB	

CD34-3WK
CD34-3WW
CD34-3WZ

CD34-4SPK
CD34-4SPW
CD34-4SPZ
CD34-4WK
CD34-4WW
CD34-4WZ

CD34-6SPK
CD34-6SPW
CD34-6SPZ
CD34-6WK
CD34-6WW
CD34-6WZ

TAPE LIGHT

Tape light solutions provide flexible, design-driven illumination for architectural accents, coves, displays, and decorative applications.

ARCTAPE

ARCTAPE is a flexible COB tape light that delivers a continuous band of flawless illumination with no pixelated hot spots—even without a lens. Ideal for applications where smooth, uninterrupted light is critical.

Catalog Numbers:

TIC/DW
TICN
TICY
TICYY

TIC/LCB



FLEXTAPE

FLEXTAPE features bendable, energy-efficient LED tape designed for both indoor and outdoor applications. Built for flexibility and durability, it provides reliable accent and architectural lighting across a wide range of environments.

Catalog Numbers:

TOSN
TOSY
TOSYY

TOS/LCB
TOS/RGB



NEOFLEX

NEOFLEX recreates the look of traditional neon with modern LED performance. Its non-pixelated light diffusion and flexible construction allow it to bend vertically and horizontally, making it ideal for creative designs. IP67-rated for indoor and outdoor use.

Catalog Numbers:

TNFY

TNF/LCB
TNF/RGB



A-LINE

A-line lamps provide a versatile, energy-efficient replacement for traditional incandescent bulbs across residential and commercial applications. Available in static white color temperatures, tunable white, or RGB color tuning options, these lamps make it easy to achieve the desired light appearance and ambiance for a wide range of spaces.

DIMMABLE



RGBW



Catalog Numbers:

LCBA19-9-E26-9RGB-SS*	A19-9-E26-927-DIM
LCBA19-10-E26-9TW-SS-NS	A19-9-E26-930-DIM
	A19-9-E26-940-DIM
	A19-9-E26-950-DIM*
A19-10-E26-9SS/LC	
A19-12-E26-927-DIM	
A19-12-E26-930-DIM	
A19-12-E26-940-DIM	
A19-12-E26-950-DIM*	
A19-15-E26-927-DIM	
A19-15-E26-930-DIM	
A19-15-E26-940-DIM	
A19-15-E26-950-DIM*	
A19-6-E26-927-DIM*	
A19-6-E26-930-DIM	
A19-6-E26-940-DIM	
A19-6-E26-950-DIM*	

DECORATIVE

Decorative lamps combine distinctive style with modern LED performance for residential, hospitality, and decorative applications. Available in a variety of shapes, these lamps offer options including static white color temperatures, tunable white, and dim-to-warm technology that shifts to a warmer appearance as light levels dim. Many models are offered with clear or frosted lenses to complement a wide range of fixtures and design styles.

SMARTSHIFT-READY FILAMENT



Catalog Numbers:

LCBA19-6-E26-9TW-F-C-SS*	A19-9-E26-930-F-C*	G16.5-3-E26-950-F-F*
LCBB11-5-E26-9TW-F-C-SS*	A19-9-E26-930-F-F*	
LCBG25-6-E26-9TW-F-C-SS*	A19-9-E26-940-F-C*	G25-3-E26-927-F-C*
LCBST19-6-E26-9TW-F-C-SS*	A19-9-E26-950-F-C*	G25-3-E26-927-F-F*
	A19-9-E26-950-F-F*	G25-3-E26-930-F-C*
		G25-3-E26-940-F-C*
A15-5-E26-922/30-F-C-WGD*		G25-3-E26-950-F-C*
A19-11-E26-922/30-WGD*	B11-3-E12-927-F-C*	G25-3-E26-950-F-F*
A19-14-E26-922/30-WGD*	B11-3-E12-927-F-F*	G25-5-E26-927-F-C*
A19-4-E26-922/30-WGD*	B11-3-E26-927-F-C*	G25-5-E26-927-F-F*
A19-8-E26-922/30-WGD*	B11-3-E26-927-F-F*	G40-9-E26-927-F-C*
A19-9-E26-922/30-F-C-WGD*	B11-5-E12-927-F-C*	G40-9-E26-930-F-C*
	B11-5-E12-927-F-F*	
	B11-5-E12-930-F-C*	
A15-5-E26-927-F-C*	B11-5-E12-940-F-C*	ST19-3-E26-927-F-C*
A15-5-E26-927-F-F*	B11-5-E26-927-F-C*	ST19-5-E26-927-F-C*
A19-10-E26-927-F-C*	B11-5-E26-927-F-F*	
A19-10-E26-927-F-F*		
A19-10-E26-930-F-C*		
A19-10-E26-930-F-F*	BA11-3-E12-927-F-C*	
A19-10-E26-940-F-C*	BA11-3-E12-927-F-F*	
A19-10-E26-940-F-F*	BA11-3-E26-927-F-C*	
A19-13-E26-927-F-C*	BA11-3-E26-927-F-F*	
A19-13-E26-927-F-F*	BA11-5-E12-927-F-C*	
A19-13-E26-930-F-C*	BA11-5-E12-927-F-F*	
A19-13-E26-930-F-F*	BA11-5-E26-927-F-C*	
A19-13-E26-940-F-C*	BA11-5-E26-927-F-F*	
A19-13-E26-940-F-F*		
A19-5-E26-927-F-C*		G16.5-3-E12-927-F-C*
A19-5-E26-927-F-F*		G16.5-3-E12-927-F-F*
A19-5-E26-930-F-F*		G16.5-3-E12-950-F-C*
A19-5-E26-950-F-C*		G16.5-3-E12-950-F-F*
A19-5-E26-950-F-F*		G16.5-3-E26-927-F-C*
A19-9-E26-927-F-C*		G16.5-3-E26-927-F-F*
A19-9-E26-927-F-F*		G16.5-3-E26-950-F-C*

REFLECTORS

Reflector lamps deliver focused, directional lighting for recessed, track, and accent applications. Available in static white color temperatures, tunable white, or RGB color tuning options, these lamps provide flexibility to achieve the desired light output, appearance, and visual impact.

RGBW



DIMMABLE



Catalog Numbers:

LCBBR30-7-E26-9RGB-SS*
LCBBR30-10-E26-9TW-SS-NS

BR30-10-E26-9SS/LC

BR30-10-927-DIM
BR30-10-930-DIM
BR30-10-940-DIM
BR30-10-950-DIM*

SMALL REFLECTORS

Small reflector lamps provide precise, directional lighting for accent, display, and task applications. Including MR16, GU10, and PAR16 shapes, these lamps are available in static white color temperatures with multiple beam angle options, making it easy to control light distribution and highlight focal areas.

DIMMABLE GU10



DIMMABLE MR16



Catalog Numbers:

GU10-6.5-930-35D-DIM-G2*

MR16-5-927-35D-DIM-G2*
MR16-5-930-35D-DIM-G2*
MR16-5-940-35D-DIM-G2*

MR16-6.5-927-25D-DIM-G2*
MR16-6.5-927-35D-DIM-G2*
MR16-6.5-930-25D-DIM-G2*
MR16-6.5-930-35D-DIM-G2*
MR16-6.5-940-25D-DIM-G2*
MR16-6.5-940-35D-DIM-G2*

MR16-6-927-35D-DIM
MR16-6-930-25D-DIM
MR16-6-930-35D-DIM

MR16-7.5-927-35D-DIM-G2*
MR16-7.5-930-35D-DIM-G2*
MR16-7.5-940-35D-DIM-G2*

MR16-7-927-40D-DIM*
MR16-7-930-40D-DIM*
MR16-7-940-40D-DIM*

MR16-8-927-35D-DIM
MR16-8-930-25D-DIM
MR16-8-930-35D-DIM

MR16-9-927-15D-DIM
MR16-9-927-25D-DIM
MR16-9-930-15D-DIM
MR16-9-930-25D-DIM
MR16-9-930-35D-DIM

PARs

PAR lamps deliver powerful, directional lighting for retail, hospitality, and general lighting applications. Available in PAR20, PAR30S, PAR30L, and PAR38 sizes, these lamps offer options such as RGBW color tuning or field-adjustable color temperature, making it easy to tailor lighting performance and appearance to the space.

RGBW PAR38



CCT ADJUSTABLE



Catalog Numbers:

PAR38/RGB

PAR20FA-5.5-9CCT-25D-DIM
PAR20FA-5.5-9CCT-40D-DIM

PAR30SFA-11-9CCT-25D-DIM
PAR30SFA-11-9CCT-40D-DIM

PAR38FA-13.5-9CCT-25D-DIM
PAR38FA-13.5-9CCT-40D-DIM
PAR38FA-15.5-9CCT-40D-DIM
PAR38LFA-21-9CCT-40D-DIM
PAR38FA-19-9CCT-40D-DIM*

PAR20-7-927-40D-DIM

PAR30LFA-11-9CCT-25D-DIM
PAR30LFA-11-9CCT-40D-DIM
PAR30LFA-15-9CCT-40D-DIM

PAR30S-11-927-15D-DIM*

HID REPLACEMENTS

HID replacement lamps deliver smooth, diffuse, omnidirectional light, making them ideal for a wide range of HID retrofit applications. Designed for easy upgrades, these lamps offer field-adjustable color temperature to help match existing light levels and appearance while improving energy efficiency.

FIELD-ADJUSTABLE



Catalog Numbers:

A21-17-E26-9CCT-DIM-UNV

EXIT SIGN

Exit signs provide clear, reliable life-safety illumination for both indoor and outdoor applications. Available with red or green letter options, with select models offering field-adjustable letter color, these exit signs make it easy to meet code requirements while maintaining consistent visibility across a wide range of environments.

EXIT and EXITOUT



EXIT34



Catalog Numbers:

EXITOUT*
EXITOUT-G*

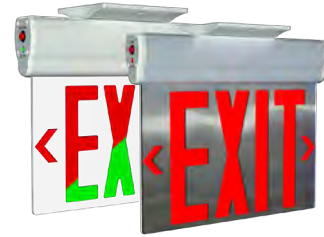
EXIT-R*

EXIT34-RG*
EXIT34-RG/E*

EDGE-LIT EXIT SIGN

Edge-lit exit signs deliver a sleek, modern egress solution for indoor applications. Available with red or green letter options and universal mounting configurations, these signs provide flexible installation while maintaining clear visibility and code-compliant performance.

ELX UNIVERSAL MOUNTING



EXITEDGE



Catalog Numbers:

ELX*
ELX-MP*
ELXNYC*
ELXNYC-MP*

EXITEDGE-1/E*
EXITEDGE-1G/E*
EXITEDGE-1GW/E*
EXITEDGE-1W/E*
EXITEDGE-GMP/E*
EXITEDGE-GMPW/E*
EXITEDGE-MP/E*
EXITEDGE-MPW/E*
EXITEDGE-WP/E*
EXITEDGE-WPW/E*

EXIT COMBO

Exit combo units combine an exit sign and emergency light heads into a single, space-saving, life-safety solution. Available for indoor or outdoor applications, these fixtures offer red or green letter options, white or black finishes, and features such as remote testing and self-diagnostics to simplify maintenance while supporting code requirements.

ECOMBO



ECOMBO34




EMERGENCY UNIT

Emergency units provide dependable life-safety illumination in durable thermoplastic or steel housings. Available with options such as remote heads, self-diagnostics, and additional features, these units are designed to support code requirements while simplifying installation and ongoing maintenance.

EM



EM34



Catalog Numbers:

ECOMBO*

ECOMBO-B*
ECOMBOOUT*
ECOMBO-R*
ECOMBO-R-B*
ECOMBO-RS*
ECOMBO-S*

ECOMBO34-RG*
ECOMBO34-RG-B*
ECOMBO34-RGR*
ECOMBO34-RGR-B*

Catalog Numbers:

EM*
EM-B*
EMR*
EM-R*
EM-R-B*
EMR-R*

EM34*
EM34-B*
EM34-R*
EM34-R-B*

Need help specifying?

Contact your RAB Lighting representative or visit rablighting.com for full compliance documentation and product specification sheets.

Call us at (888) 722-1000
or visit rablighting.com/support



Specifications subject to change.

Always verify compliance requirements for your specific project.