

# RAIL Linear High Bay

RAIL 90W



RAIL 150W




RAIL 175W



RAIL 225W



RAIL 400W



Ultra-high efficacy, eco-friendly, linear high bay



0-10V



100,000 HOURS



EASY INSTALL



DAMP RATED

PROJECT:

DATE:

TYPE:

PREPARED BY:



## KEY FEATURES

- Premium performance, new eco-friendly design
- Available in five wattages: 90W, 150W, 175W, 225W and 400W
- Available CCT: 5000K and 4000K
- Voltage rating: 120-277V and 480V
- V hook for chain mounting is standard
- Pendant mount kit RAILP-90W available for 90W fixtures and RAILP for the rest
- 5-Year, No-Compromise Warranty
- DLC premium rated

## TECHNICAL SPECIFICATIONS

### COMPLIANCE

#### UL Listed

Suitable for damp locations

#### DLC Listed

This product is listed by Design Lights Consortium (DLC) as an ultra-efficient premium product that qualifies for the highest tier of rebates from DLC Member Utilities. Designed to meet DLC 5.1 requirements.

DLC Product ID	5000K	4000K	5000K	4000K
RAIL 90W	S-RT40YM	S-F7ELAI	S-HX3P9M	S-GPJ5IS
RAIL 150W	S-MZYW6B	S-V04EFK	S-OB3X0C	S-QGJLU3
RAIL 175W	S-H56WFO	S-5TI67N	S-ZXHW1C	S-RNKXAE
RAIL 225W	S-9ID168	S-4QWSK0	S-5RB9JV	S-P24OXW
RAIL 400W	S-B6PLJ4	S-RAFTJ5	S-CQWX87	S-JLZGR1
VOLTAGE	120-277V		480V	

### LED CHARACTERISTICS

#### LEDs

Long-life, high-efficacy, discrete, surface-mount LEDs

#### Color Uniformity

RAB's range of Correlated Color Temperature follows the guidelines of the American National Standard for Specifications for the Chromaticity of Solid State Lighting (SSL) Products, ANSI C78.377-2017.

#### Color Consistency:

3-step MacAdam Ellipse binning to achieve consistent fixture-to-fixture color

#### Color Stability:

LED Color temperature is warrantied to shift no more than 200K in color temperature over a 5-year period

### CONSTRUCTION

#### Cold Weather Starting

The minimum starting temperature is -20°C (-4°F)

#### Cold Weather Starting for battery Backup

The minimum starting temperature is -0°C (32°F)

#### Maximum Ambient Temperature

Suitable for use in up to 45°C (113°F)

#### Maximum Ambient Temperature for battery Backup

Suitable for use in up to 50°C (122°F)

#### Mounting

V hooks and optional pendant mounting (pendant by others)

#### Housing

Extruded aluminum

#### Lens

Polycarbonate Lens

#### Reflector

Polyethylene Terephthalate (PET)

#### Green Technology

Mercury and UV free. RoHS-compliant components.

#### Finish

Formulated for high durability and long lasting color

# RAIL Linear High Bay

## TECHNICAL SPECIFICATIONS (CONTINUED)

### ELECTRICAL

#### Drivers:

Constant Current, Class 2, 120-277V, 50/60 Hz,

**90W:** 120V: 0.80A, 208V: 0.46A, 240V: 0.40A, 277V: 0.35A  
**150W:** 120V: 1.14A, 208V: 0.66A, 240V: 0.57A, 277V: 0.50A  
**175W:** 120V: 1.45A, 208V: 0.84A, 240V: 0.72A, 277V: 0.63A  
**225W:** 120V: 1.71A, 208V: 1.00A, 240V: 0.86A, 277V: 0.74A  
**400W:** 120V: 3.42A, 208V: 1.98A, 240V: 1.71A, 277V: 1.48A

Constant Current, Class 2, 480V, 50/60 Hz,

**90W:** 480V: 0.19A  
**150W:** 480V: 0.30A  
**175W:** 480V: 0.40A  
**225W:** 480V: 0.53A  
**400W:** 480V: 0.87A

#### Dimming Driver:

Driver includes dimming control wiring for 0-10V dimming systems. Requires separate 0-10V DC dimming circuit. Dims down to 10%

#### THD:

**90W:** 1.63% at 120V, 5.61% at 277V  
**150W:** 3.01% at 120V, 7.86% at 277V  
**175W:** 2.05% at 120V, 8.21% at 277V  
**225W:** 1.73% at 120V, 5.83% at 277V  
**400W:** 2.09% at 120V, 9.18% at 277V

#### Power Factor:

**90W:** 99.90% at 120V, 97.00% at 277V  
**150W:** 99.00% at 120V, 95.10% at 277V  
**175W:** 99.80% at 120V, 95.90% at 277V  
**225W:** 99.90% at 120V, 96.10% at 277V  
**400W:** 99.90% at 120V, 96.20% at 277V

#### Surge Protection

6kV

### ELECTRICAL (CONTINUED)

#### Battery Backup Option:

Battery backup will operate the fixture for 90 minutes if power fails. Wired for 120-277V.

#### Battery Backup Light Loss Factor:

**90W:** 0.595  
**150W:** 0.37  
**175W:** 0.144  
**225W:** 0.104  
**400W:** 0.0661

### PERFORMANCE

#### Lifespan

100,000-Hour LED lifespan based on IES LM-80 results and TM-21 calculations

### OTHER

#### Warranty

RAB warrants that our LED products will be free from defects in materials and workmanship for a period of five (5) years from the date of delivery to the end user, including coverage of light output, color stability, driver performance and fixture finish. RAB's warranty is subject to all terms and conditions found at [rablighting.com/warranty](http://rablighting.com/warranty).

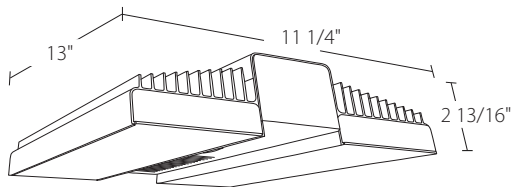
#### Buy American Act Compliance:

RAB values USA manufacturing! Upon request, RAB may be able to manufacture this product to be compliant with the BUY American Act (BAA). Please contact customer service to request a quote for the product to be made BAA compliant.

## DIMENSIONS

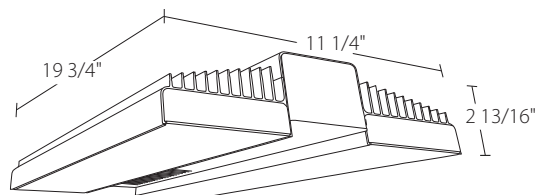
### RAIL 90W

Weight: 7.1 lbs



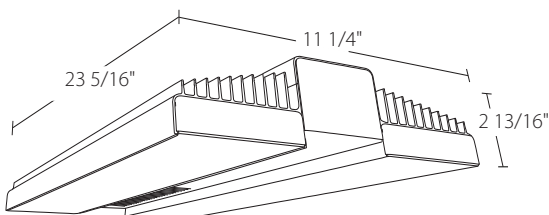
### RAIL 150W

Weight: 10.1 lbs



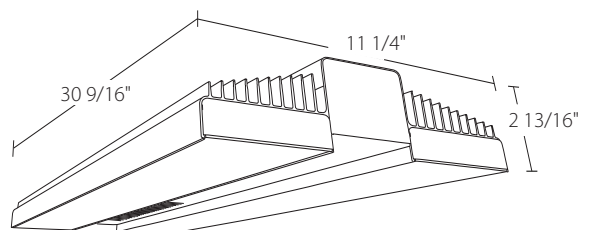
### RAIL 175W

Weight: 11.5 lbs



### RAIL 225W

Weight: 14.7 lbs

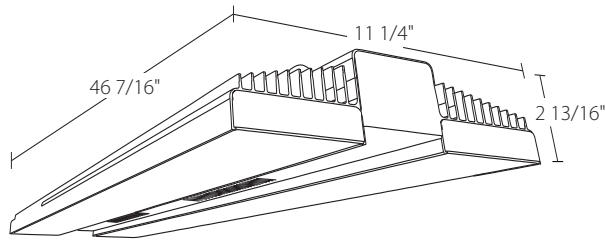


# RAIL Linear High Bay

## DIMENSIONS (CONTINUED)

RAIL 400W

Weight: 22.5 lbs



## ACCESSORY

Image	SKU#	UPC	Description
	MVSREM	019813490991	REMOTE FOR MICROWAVE SENSOR FOR TROFFER

## PERFORMANCE

RAIL	5000K	4000K	5000K	4000K	5000K	4000K	5000K	4000K	5000K	4000K
WATTAGE	90W		150W		175W		225W		400W	
INPUT WATTS	90.2W	89.0W	138.8W	137W	178.9W	176.6W	243W	243.2W	385W	386.8W
LUMENS	12,737	12,185	20,154	19,281	25,527	24,421	34,847	35,201	54,007	52,894
EFFICACY (LM/W)	141.2	136.9	145.2	140.7	142.7	138.3	143.4	144.8	140.3	136.7
CRI	83	84	83	82	83	82	83	83	83	82
VOLTAGE RATINGS	120-277V									

RAIL	5000K	4000K	5000K	4000K	5000K	4000K	5000K	4000K	5000K	4000K
WATTAGE	90W		150W		175W		225W		400W	
INPUT WATTS	87W	86.6W	137.9W	138W	177.4W	176.5W	242.3W	241.1W	389W	389.8W
LUMENS	12,677	12,255	20,189	19,589	26,859	25,965	35,983	34,785	57,147	56,798
EFFICACY (LM/W)	145.7	141.5	146.4	141.9	151.4	147.1	148.5	144.3	146.9	145.7
CRI	83	84	82	82	83	83	83	82	82	83
VOLTAGE RATINGS	480V									

## ORDERING MATRIX

### RAIL

Family	Wattage/Length	Color Temp	Voltage	Options
<b>RAIL</b>				
90	90W - 13"	BLANK	120-277V, 0-10V Dimming	BLANK
150	150W - 20"	N	/480V, 0-10V Dimming	/LC
175	175W - 23"			/LCS
225	225W - 31"			/PIR
400	400W - 46"			/MVS
				/E
				/LC/E
				/LCS/E
				/PIR/E
				/MVS/E
				No Options
				Lightcloud Controller, 120-480V
				Lightcloud Sensor 40 Ft, 120-277V
				Passive Infrared Occupancy Sensor, 120-277V
				Microwave Occupancy Sensor, 120-277V
				Battery Backup, 120-277V
				Lightcloud Controller w/ Battery Backup, 120-277V *
				Lightcloud Sensor 40 Ft w/ Battery Backup, 120-277V *
				Passive Infrared Occupancy Sensor w/ Battery Backup, 120-277V
				Microwave Occupancy Sensor w/ Battery Backup, 120-277V

\* Available in 150W, 175W, 225W and 400W only