



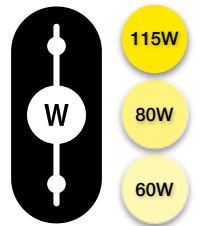
The ultimate LED high bay lamp.

Field adjustability, ultra-high efficacy, and superior optics.



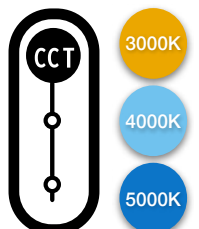
Power Selector

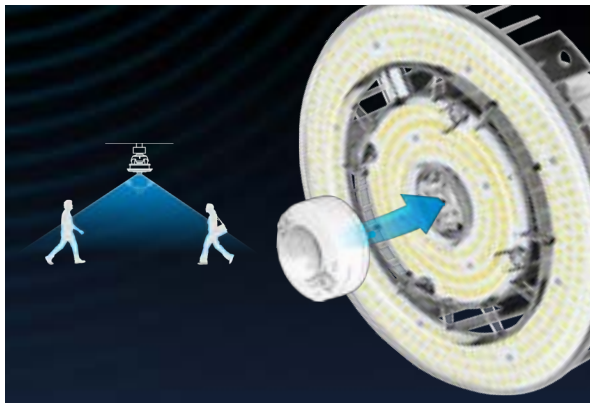
Selectable wattage allows you to toggle between three different lumen outputs. Adjusting illumination can allow for installation flexibility, and gives you the option to maximize energy savings or light output.



Tunable White


This high bay lamp is field adjustable, allowing you to choose from three color temperatures with the flick of a switch, giving you the flexibility to customize an area's appearance with a single lamp!





The power of detection.

Field-adjustable high bay lamps have an AUX port for integration of RAB smart sensor controls. RAB offers both occupancy and daylight harvesting sensors.



Things are looking up.

High bay lamps deliver 10% uplight as a standard design feature. This eliminates the “cave effect” often caused by traditional high bays, making them ideal for applications that require more attention to bright, even lighting.



Built for enclosed fixtures.

All high bay lamps are designed to handle the heat of closed spaces, so they can be used with confidence in both open and enclosed fixtures.



Protect your investment.

All models include integrated 4kV surge protection directly onboard the lamp to protect against voltage spikes and power surges.



50,000 HOUR
LED LIFESPAN



SENSOR PORT
INTEGRATION



DLC Efficacy
LISTED



BALLAST
BYPASS



4kV
PROTECTION



5-YEAR,
NO-COMPROMISE
WARRANTY

RAB's warranty is
subject to all terms
and conditions found at
rablighting.com/warranty

Ordering Matrix

Family	Wattage	Orientation	Base Type	CRI/Color Temp	Installation Type	Sensor
HIDFA	115S	V	EX39	8CCT	BYP	/5SP
	115S 115W/80W/60W Wattage Selectable	V Vertical	EX39 EX39 Base	8CCT 80 CRI, 3000K, 4000K, 5000K	BYP Ballast Bypass	/5SP 5-Pin Sensor Port