


A34 Field-Adjustable Area Light



A34-S



A34-M



A34-L/A34-XL



Area Light w/Selectable Wattage, CCT, and Photocell



100,000 HOURS



0-10V

IP65

IP RATING



WET RATED



3-WAY ADJUSTABLE

PROJECT:

DATE:

TYPE:

PREPARED BY:



KEY FEATURES

- Available in four different lumen packages and adjustable wattages:
Small: **100/80/50W** (factory default 80W)
Medium: **150/125/100W** (factory default 125W)
Large: **250/200/150W** (factory default 200W)
Extra Large: **340/270/220W** (factory default 270W)
- Adjustable CCT: **3000/4000/5000K** (factory default 4000K)
- Light distribution: Type III, IV & V
- Integrated **Photocell** that can be turned on and off
- Available in **universal pole mount, wall mount & slipfitter mount** models
- House side shields accessory available
- **0-10V** dimming
- Suitable for **wet** locations
- **5-year** limited warranty

TECHNICAL SPECIFICATIONS

COMPLIANCE

UL Listed

Suitable for wet locations

DLC Listing

This product is listed by Design Lights Consortium (DLC) as an ultra-efficient premium product that qualifies for the highest tier of rebates from DLC Member Utilities. Designed to meet DLC 5.1 requirements

MODEL#	DLC ID	MODEL#	DLC ID
A34T3S	S-V4XZ20		
A34T4S	S-RHXD5S		
A34T5S	S-F07DJL		
A34T3M	S-YQCTT5	A34T3M/480	S-57FVLN
A34T4M	S-L5W7KR	A34T4M/480	S-1FWBL7
A34T5M	S-KH5K5H	A34T5M/480	S-GP62JN
A34T3XL	S-1TFM1G	A34T3XL/480	S-MKP90X
A34T4XL	S-QGDBF4	A34T4XL/480	S-W9LX92
A34T5XL	S-B2WS89	A34T5XL/480	S-G6S0VV
A34T3L	S-MFY4MY	A34T3L/480	S-1F0DBC
A34T4L	S-MW83XW	A34T4L/480	S-8F1Q50
A34T5L	S-SKN333	A34T5L/480	S-NVLBFX

COMPLIANCE

IP Rating

Ingress protection rating of IP65 for dust and water

CONSTRUCTION

Cold Weather Starting

Minimum starting temperature is -40°C (-40°F)

Maximum Ambient Temperature

Suitable for use in up to 40°C (104°F)

Housing

Die-cast aluminum housing and mounting arm

Mounting

Universal pole mount, wall mount or slipfitter mount

Slipfitter Tilt

The fixture can be rotated from 0-125° in 5° increments

Vibration Rating

A34 SMALL, MEDIUM: 3G
A34 LARGE, X-LARGE: 2G

Lens

Clear polycarbonate lens

Green Technology

Includes recycled plastic and RoHS-compliant components.

Finish

Formulated for high durability and long lasting color

A34 Field-Adjustable Area Light



TECHNICAL SPECIFICATIONS (CONTINUED)

CONSTRUCTION

EPA (Effective Projected Area)

Model#	EPA	Model#	EPA
A34S-PM	0.2	A34L-PM	0.4
A34S-SF	0.3	A34L-SF	0.6
A34S-WM	0.3	A34L-WM	0.5
A34M-PM	0.3	A34XL-PM	0.4
A34M-SF	0.4	A34XL-SF	0.6
A34M-WM	0.3	A34XL-WM	0.5

IES Classifications

Type III - Ideal for roadway, general parking, and other area lighting applications where a larger pool of lighting is required. It is intended to be located near the side of the area, allowing the light to project outward and fill the area.

Type IV - Also known as "forward throw", it is especially suited for mounting on the sides of buildings and walls, and for illuminating the perimeter of parking areas. It produces a semicircular distribution with essentially the same candlepower at lateral angles from 90° to 270°.

Type V - Produces a wide and uniform 360° pattern that is perfect for large outdoor areas such as parking lots and pathways.

LED CHARACTERISTICS

LEDs

Long-life, high-efficacy, surface-mount LEDs

Color Uniformity

RAB's range of Correlated Color Temperature follows the guidelines of the American National Standards for Specifications for the Chromaticity of Solid State Lighting (SSL) Products, ANSI C78.377-2017.

PERFORMANCE

Lifespan

100,000-hour LED lifespan based on IES LM-80 results and TM-21 calculations

ELECTRICAL

Drivers:

Constant Current, Class 1, Class P, 120-277V, 50/60 Hz

A34S:

100W: 120V: 0.83A, 208V: 0.60A, 240V: 0.50A, 277V: 0.39A

80W: 120V: 0.64A, 208V: 0.40A, 240V: 0.35A, 277V: 0.29A

50W: 120V: 0.44A, 208V: 0.25A, 240V: 0.21A, 277V: 0.19A

A34M:

150W: 120V: 1.26A, 208V: 0.80 240V: 0.70A, 277V: 0.59A

125W: 120V: 1.00A, 208V: 0.60A, 240V: 0.53A, 277V: 0.46A

100W: 120V: 0.83A, 208V: 0.60A, 240V: 0.50A, 277V: 0.39A

A34L:

250W: 120V: 2.09A, 208V: 1.20 240V: 1.10A, 277V: 0.90A

200W: 120V: 1.66A, 208V: 1.10A, 240V: 0.95A, 277V: 0.74A

150W: 120V: 1.26A, 208V: 0.80 240V: 0.70A, 277V: 0.59A

A34XL:

340W: 120V: 2.87A, 208V: 1.64 240V: 1.42A, 277V: 1.25A

270W: 120V: 2.33A, 208V: 1.30A, 240V: 1.12A, 277V: 1.04A

220W: 120V: 1.90A, 208V: 1.06 240V: 0.92A, 277V: 0.87A

Constant Current, Class 1, Class P, 480V, 50/60 Hz

A34M:

150W: 480V: 0.31A

125W: 480V: 0.27A

100W: 480V: 0.22A

ELECTRICAL

A34L:

250W: 480V: 0.53A

200W: 480V: .043A

150W: 480V: 0.34A

A34XL:

340W: 480V: 0.70A

270W: 480V: .059A

220W: 480V: 0.49A

Dimming Driver:

Driver includes dimming control wiring for 0-10V dimming systems.

Requires separate 0-10V DC dimming circuit. Dims down to 10%.

THD/Power factor:

Model#	THD (120V)	THD (277V)	PF (120V)	PF (277V)	THD (480V)	PF (480V)
A34T3S	5.7%	10.7%	99.7%	96.2%		
A34T4S	5.9%	11.0%	99.7%	96.2%		
A34T5S	5.2%	10.7%	99.7%	96.3%		
A34T3M	4.3%	8.6%	99.7%	94.0%	6.3%	96.7%
A34T4M	4.2%	8.9%	99.7%	93.6%	6.1%	96.7%
A34T5M	4.2%	8.6%	99.7%	93.6%	6.6%	96.7%
A34T3L	3.0%	9.8%	99.8%	95.6%	5.2%	95.4%
A34T4L	3.2%	10.2%	99.8%	95.5%	5.3%	95.4%
A34T5L	3.1%	10.3%	99.8%	95.6%	5.1%	95.4%
A34T3XL	7.0%	6.9%	99.7%	95.3%	6.3%	97.1%
A34T4XL	6.9%	6.7%	99.7%	95.3%	6.6%	97.1%
A34T5XL	6.8%	6.7%	99.7%	95.3%	6.3%	97.1%

Surge Protection:

Model#	Surge Protection (120-277V)	Surge Protection (480V)
A34S	4 kV L-L 6kV L/N-G	
A34M	6 kV L-L 6kV L/N-G	6 kV L-L 10kV L/N-G
A34L/A34XL	6 kV L-L 10kV L/N-G	6 kV L-L 10kV L/N-G

BUG Ratings:

Model#	Watts @4000K	Bug Rating	Model#	Watts @4000K	Bug Rating
A34T3S	100W	B3 U0 G2			
A34T4S	100W	B3 U0 G2			
A34T5S	100W	B4 U0 G2			
A34T3S	80W	B2 U0 G2			
A34T4S	80W	B2 U0 G2			
A34T5S	80W	B3 U0 G2			
A34T3S	50W	B2 U0 G1			
A34T4S	50W	B2 U0 G2			
A34T5S	50W	B3 U0 G1			

A34 Field-Adjustable Area Light



TECHNICAL SPECIFICATIONS (CONTINUED)

ELECTRICAL

BUG Ratings (continued):

Model#	Watts @4000K	Bug Rating	Model#	Watts @4000K	Bug Rating
A34T3M	150W	B3 U0 G3	A34T3M/480	150W	B3 U0 G3
A34T4M	150W	B3 U0 G3	A34T4M/480	150W	B3 U0 G3
A34T5M	150W	B5 U0 G3	A34T5M/480	150W	B4 U0 G2
A34T3M	125W	B3 U0 G2	A34T3M/480	125W	B3 U0 G2
A34T4M	125W	B3 U0 G3	A34T4M/480	125W	B3 U0 G3
A34T5M	125W	B4 U0 G2	A34T5M/480	125W	B4 U0 G2
A34T3M	100W	B3 U0 G2	A34T3M/480	100W	B3 U0 G2
A34T4M	100W	B3 U0 G2	A34T4M/480	100W	B3 U0 G2
A34T5M	100W	B4 U0 G2	A34T5M/480	100W	B4 U0 G2
A34T3L	250W	B4 U0 G4	A34T3L/480	250W	B4 U0 G4
A34T4L	250W	B4 U0 G4	A34T4L/480	250W	B4 U0 G4
A34T5L	250W	B5 U0 G4	A34T5L/480	250W	B5 U0 G4
A34T3L	200W	B3 U0 G3	A34T3L/480	200W	B3 U0 G3
A34T4L	200W	B3 U0 G4	A34T4L/480	200W	B3 U0 G4
A34T5L	200W	B5 U0 G3	A34T5L/480	200W	B5 U0 G3
A34T3L	150W	B3 U0 G3	A34T3L/480	150W	B3 U0 G3
A34T4L	150W	B3 U0 G3	A34T4L/480	150W	B3 U0 G3
A34T5L	150W	B5 U0 G3	A34T5L/480	150W	B5 U0 G3
A34T3XL	340W	B4 U0 G4	A34T3XL/480	340W	B4 U0 G4
A34T4XL	340W	B4 U0 G5	A34T4XL/480	340W	B4 U0 G5
A34T5XL	340W	B5 U0 G4	A34T5XL/480	340W	B5 U0 G4
A34T3XL	270W	B4 U0 G4	A34T3XL/480	270W	B4 U0 G4
A34T4XL	270W	B4 U0 G4	A34T4XL/480	270W	B4 U0 G4
A34T5XL	270W	B5 U0 G4	A34T5XL/480	270W	B5 U0 G4
A34T3XL	220W	B4 U0 G3	A34T3XL/480	220W	B4 U0 G3
A34T4XL	220W	B4 U0 G4	A34T4XL/480	220W	B4 U0 G4
A34T5XL	220W	B5 U0 G4	A34T5XL/480	220W	B5 U0 G4

LIGHTCLOUD BLUE

Lightcloud Blue-enabled

Lightcloud Blue (LCB) is a Bluetooth Mesh wireless lighting control system that allows you to control RAB's various compatible devices. With RAB's patented Rapid Provisioning technology, devices can be quickly and easily commissioned for residential and large commercial applications using the Lightcloud Blue mobile app. Each device in a system can communicate with any other device, eliminating the need for a Gateway or Hub and maximizing the control system's reach.

DLC system - N1XMLOEATBA (Interior); NHCZ2BIA17L (Exterior)
Learn more at www.lightcloud.com

OCCUPANCY SENSORS

Sensor Type: Passive Infrared (PIR) or Microwave (MVS)

Input Voltage: 12VDC

Operating Frequency: 50/60Hz

Input Current: 30mA

Operating Temperature: -40°F to 140°F (-20°C to 60°C)

Max Mounting Height: 40 ft. (PIR); 50 ft (MVS)

Detection Range: PIR: 40 ft diameter mounted at 40 ft.; MVS: 50 ft diameter mounted at 50

Daylight Sensing: The sensor will determine to trigger the light(s) on or not based on the daylight threshold level set.

Default Settings:

Motion Sensitivity: High

Brightness when triggered : 100%

Hold time: 1 minute (20 minutes for LCB sensors)

Standby to dim: 20%

Standby time: 1 minute

When vacant: Off

Adjustable Settings: Settings for Lightcloud Blue-enabled sensors can be adjusted using the mobile app. All other sensors will require **MSR1**

Remote to adjust the following sensor settings:

Standby to dim: 10%/20%/30%/50%

Standby time: 0s/10s/30s/1min/5min/10min/30min/60min/+∞

Daylight Threshold: 2Lux/10Lux/30Lux/50Lux/80Lux/120Lux/Disable

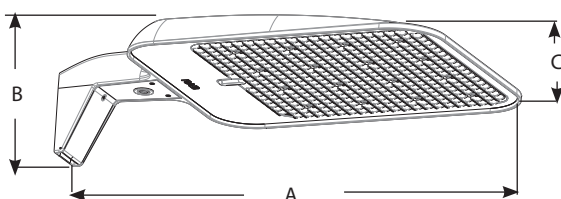
OTHER

Warranty

The RAB 5-year, limited warranty covers light output, driver performance and paint finish. RAB's warranty is subject to all terms and conditions found at rablighting.com/warranty.

DIMENSIONS

A34

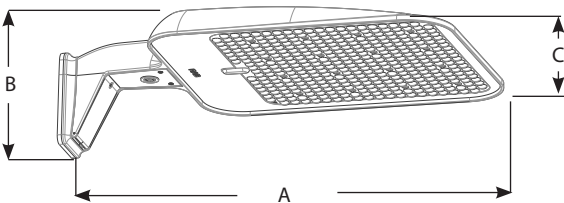
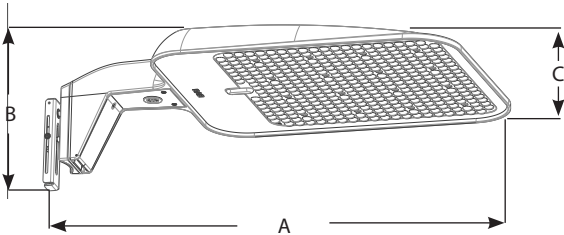
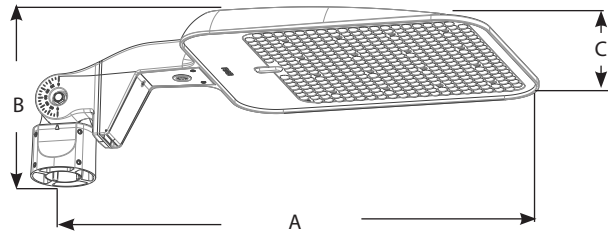


MODEL# (Base)	A	B	C	WEIGHT
A34-SMALL	20 1/8"	6 7/8"	11 1/4"	4.9 lbs
A34-MEDIUM	24"	6 7/8"	14 1/4"	6.7 lbs
A34-LARGE	33 1/8"	7 1/4"	20 1/4"	14.2 lbs
A34-EXTRA LARGE	33 1/8"	7 1/4"	20 1/4"	14.6 lbs

A34 Field-Adjustable Area Light



DIMENSIONS



MODEL# (W/Slipfitter)	A	B	C	WEIGHT
A34-SMALL	23 3/4"	8 5/8"	11 1/4"	13.7 lbs
A34-MEDIUM	27 1/2"	8 5/8"	14 1/4"	17.6 lbs
A34-LARGE	38 7/8"	10"	20 1/4"	38.0 lbs
A34-EXTRA LARGE	38 7/8"	10"	20 1/4"	39.2 lbs

MODEL# (W/Univ. Pole Mount)	A	B	C	WEIGHT
A34-SMALL	20 7/8"	7 1/2"	11 1/4"	12.3 lbs
A34-MEDIUM	24 5/8"	7 1/2"	14 1/4"	16.2 lbs
A34-LARGE	33 7/8"	7 1/4"	20 1/4"	32.5 lbs
A34-EXTRA LARGE	33 7/8"	7 1/4"	20 1/4"	33.7 lbs

MODEL# (W/Wall Mount)	A	B	C	WEIGHT
A34-SMALL	20 7/8"	7 1/2"	11 1/4"	11.4 lbs
A34-MEDIUM	24 5/8"	7 1/2"	14 1/4"	15.4 lbs
A34-LARGE	33 5/8"	7 3/4"	20 1/4"	31.8 lbs
A34-EXTRA LARGE	33 5/8"	7 3/4"	20 1/4"	33.0 lbs

PERFORMANCE

A34T3S	3000K	4000K	5000K	3000K	4000K	5000K	3000K	4000K	5000K
Wattage	100W			80W			50W		
Input Watts	96.6W	91.9W	96.1W	76.5W	73.5W	76.1W	47.8W	46.4W	47.6W
Lumens	13,653	15,508	14,615	11,310	12,719	12,107	7,357	8,190	7,875
Lm/W	141.3	163.3	152.1	147.8	173.0	159.1	153.9	176.5	165.4
CRI	82	84	81	82	84	81	82	84	81
Voltage Ratings	120-277V			120-277V			120-277V		

A34T4S	3000K	4000K	5000K	3000K	4000K	5000K	3000K	4000K	5000K
Wattage	100W			80W			50W		
Input Watts	96.6W	91.9W	96.1W	76.5W	73.5W	76.1W	47.8W	46.4W	47.6W
Lumens	13,665	15,024	14,631	11,322	12,324	12,122	7,364	7,934	7,885
Lm/W	141.5	163.5	152.2	148.0	167.6	159.3	154.1	171.0	165.7
CRI	82	84	82	82	84	82	82	84	82
Voltage Ratings	120-277V			120-277V			120-277V		

A34T5S	3000K	4000K	5000K	3000K	4000K	5000K	3000K	4000K	5000K
Wattage	100W			80W			50W		
Input Watts	96.6W	91.9W	96.1W	76.5W	73.5W	76.1W	47.8W	46.4W	47.6W
Lumens	13,994	15,343	14,949	11,537	12,523	12,324	7,533	8,094	8,047
Lm/W	144.9	167.0	155.6	150.8	170.3	161.9	157.6	174.4	169.1
CRI	82	83	82	82	83	82	82	83	82
Voltage Ratings	120-277V			120-277V			120-277V		

A34 Field-Adjustable Area Light



PERFORMANCE

A34T3M	3000K	4000K	5000K	3000K	4000K	5000K	3000K	4000K	5000K
Wattage	150			125			100		
Input Watts	151.1W	142.7W	149.9W	119.8W	114.2W	118.8W	98.4W	94.8W	97.6W
Lumens	22,524	24,510	23,841	18,661	19,900	19,752	15,856	16,909	16,783
Lm/W	149.1	171.8	159.0	155.8	174.2	166.3	161.1	178.4	172.0
CRI	82	84	82	82	84	82	82	84	82
Voltage Ratings	120-277V			120-277V			120-277V		
A34T4M	3000K	4000K	5000K	3000K	4000K	5000K	3000K	4000K	5000K
Wattage	150			125			100		
Input Watts	151.1W	142.7W	149.9W	119.8W	114.2W	118.8W	98.4W	94.8W	97.6W
Lumens	22,552	24,630	23,969	18,756	20,279	19,934	15,927	17,047	16,928
Lm/W	149.3	142.7	159.9	156.6	177.5	167.8	161.9	179.9	173.4
CRI	82	84	82	82	84	82	82	84	82
Voltage Ratings	120-277V			120-277V			120-277V		
A34T5M	3000K	4000K	5000K	3000K	4000K	5000K	3000K	4000K	5000K
Wattage	150			125			100		
Input Watts	151.1W	142.7W	149.9W	119.8W	114.3W	119.2W	98.4W	94.7W	98W
Lumens	23,039	25,144	24,484	19,122	20,598	20,279	16,250	17,375	17,216
Lm/W	152.5	176.2	163.3	159.6	180.2	170.1	165.1	183.5	175.7
CRI	82	84	82	82	84	82	82	84	82
Voltage Ratings	120-277V			120-277V			120-277V		
A34T3M	3000K	4000K	5000K	3000K	4000K	5000K	3000K	4000K	5000K
Wattage	150			125			100		
Input Watts	142.2W	135.1W	141.6W	121.5W	116.6W	121W	99W	96W	98.6W
Lumens	21,660	23,601	23,052	18,944	20,436	20,161	15,817	16,889	16,833
Lm/W	152.3	174.7	162.8	155.9	175.3	166.6	159.8	176	170.7
CRI	82	84	82	82	84	82	82	84	82
Voltage Ratings	480V			480V			480V		
A34T4M	3000K	4000K	5000K	3000K	4000K	5000K	3000K	4000K	5000K
Wattage	150			125			100		
Input Watts	142.2W	135.1W	141.6W	121.5W	116.6W	121W	99W	96W	98.6W
Lumens	21,766	23,697	23,124	19,014	20,494	20,200	15,875	16,937	16,865
Lm/W	153.1	175.4	163.3	156.5	175.8	166.9	160.4	176.5	171
CRI	82	84	82	82	84	82	82	84	82
Voltage Ratings	480V			480V			480V		
A34T5M	3000K	4000K	5000K	3000K	4000K	5000K	3000K	4000K	5000K
Wattage	150			125			100		
Input Watts	142.2W	135.1W	141.6W	121.5W	116.6W	121W	99W	96W	98.6W
Lumens	22,200	24,150	23,581	19,383	20,875	20,589	16,164	17,232	17,170
Lm/W	156.1	178.8	166.5	159.5	179.1	170.2	163.3	179.5	174.1
CRI	82	84	82	82	84	82	82	84	82
Voltage Ratings	480V			480V			480V		

A34 Field-Adjustable Area Light



PERFORMANCE

A34T3L	3000K	4000K	5000K	3000K	4000K	5000K	3000K	4000K	5000K
Wattage	250W			200W			150W		
Input Watts	250.4W	237.9W	248.8W	198.7W	190.7W	197.4W	150.6W	146W	149.6W
Lumens	37,215	39,793	39,124	30,426	32,209	31,987	23,969	25,116	25,199
Lm/W	148.6	167.3	157.3	153.1	168.9	162.0	159.2	172.1	168.4
CRI	82	84	82	82	84	82	83	84	82
Voltage Ratings	120-277V			120-277V			120-277V		
A34T4L	3000K	4000K	5000K	3000K	4000K	5000K	3000K	4000K	5000K
Wattage	250W			200W			150W		
Input Watts	250.4W	237.9W	248.8W	198.7W	190.7W	197.4W	150.6W	146W	149.6W
Lumens	38,129	41,157	40,508	31,472	33,631	33,436	24,789	26,223	26,336
Lm/W	152.3	173	162.8	158.4	176.4	169.4	164.6	179.7	176.0
CRI	82	84	82	82	84	82	83	84	82
Voltage Ratings	120-277V			120-277V			120-277V		
A34T5L	3000K	4000K	5000K	3000K	4000K	5000K	3000K	4000K	5000K
Wattage	250W			200W			150W		
Input Watts	250.4	237.9	248.8W	198.7	191.3	198.9W	150.6	145.7	150.6W
Lumens	39,490	42,544	41,881	32,461	34,886	34,746	25,542	27,125	27,270
Lm/W	157.7	178.8	168.3	163.4	182.4	174.7	169.6	186.2	181.1
CRI	82	84	82	83	84	82	83	84	82
Voltage Ratings	120-277V			120-277V			120-277V		
A34T3L	3000K	4000K	5000K	3000K	4000K	5000K	3000K	4000K	5000K
Wattage	250W			200W			150W		
Input Watts	243.6W	232.3W	242.7W	195.9W	188.7W	195.2W	150.2W	146.1W	149.6W
Lumens	37,333	40,574	39,922	31,058	33,416	33,212	24,410	25,998	26,103
Lm/W	153.3	174.7	164.5	158.5	177.1	170.1	162.5	178	174.5
CRI	82	84	82	82	84	82	83	84	82
Voltage Ratings	480V			480V			480V		
A34T4L	3000K	4000K	5000K	3000K	4000K	5000K	3000K	4000K	5000K
Wattage	250W			200W			150W		
Input Watts	243.6W	232.3W	242.7W	195.9W	188.7W	195.2W	150.2W	146.1W	149.6W
Lumens	38,542	41,804	41,143	31,973	34,332	34,131	25,134	26,716	26,830
Lm/W	158.2	180	169.5	163.2	182	174.9	167.3	182.9	179.3
CRI	82	84	82	82	84	82	82	84	82
Voltage Ratings	480V			480V			480V		
A34T5L	3000K	4000K	5000K	3000K	4000K	5000K	3000K	4000K	5000K
Wattage	250W			200W			150W		
Input Watts	243.6	232.3W	242.7W	195.9	188.7W	195.2W	150.2	146.1W	149.6W
Lumens	39,868	43,158	42,518	32,960	35,323	35,151	25,877	27,452	27,597
Lm/W	163.7	185.8	175.2	168.2	187.2	180.1	172.3	187.9	184.5
CRI	82	84	82	82	84	82	83	84	82
Voltage Ratings	480V			480V			480V		

A34 Field-Adjustable Area Light



PERFORMANCE

A34T3XL	3000K	4000K	5000K	3000K	4000K	5000K	3000K	4000K	5000K
Wattage	340W			270W			220W		
Input Watts	342.9W	321.7W	343.3W	277.9W	263.3W	278.2W	226W	216.2W	226.3W
Lumens	47,935	51,563	49,475	40,914	43,571	42,228	34,476	36,343	35,584
Lm/W	139.8	160.3	144.1	147.2	165.5	151.8	152.5	168.1	157.2
CRI	81	84	84	81	84	84	81	84	84
Voltage Ratings	120-277V			120-277V			120-277V		
A34T4XL	3000K	4000K	5000K	3000K	4000K	5000K	3000K	4000K	5000K
Wattage	340W			270W			220W		
Input Watts	342.9W	321.7	343.3W	277.9W	263.3W	278.2W	226W	216.2W	226.3W
Lumens	49,243	53,193	51,126	42,168	45,095	43,780	35,523	37,605	36,881
Lm/W	143.6	165.3	148.9	151.7	171.3	157.4	157.2	173.9	163
CRI	81	84	84	81	84	84	81	84	84
Voltage Ratings	120-277V			120-277V			120-277V		
A34T5XL	3000K	4000K	5000K	3000K	4000K	5000K	3000K	4000K	5000K
Wattage	340W			270W			220W		
Input Watts	342.9W	321.7W	343.3W	277.9W	263.3W	278.2W	226W	216.2W	226.3W
Lumens	51,013	55,090	52,917	43,356	46,353	44,974	36,701	38,841	38,071
Lm/W	148.8	171.2	154.1	156.7	176	161.7	162.4	179.6	168.2
CRI	81	84	84	81	84	84	82	84	84
Voltage Ratings	120-277V			120-277V			120-277V		
A34T3XL	3000K	4000K	5000K	3000K	4000K	5000K	3000K	4000K	5000K
Wattage	340W			270W			220W		
Input Watts	329.3W	309.8W	326.6W	272.4W	258.9W	270.2W	223W	214W	221.2W
Lumens	48,021	51,674	49,695	41,057	43,738	42,488	34,591	36,478	35,797
Lm/W	145.8	166.8	152.2	150.7	169	157.2	155.1	170.5	161.8
CRI	81	84	83	81	84	83	81	84	83
Voltage Ratings	480V			480V			480V		
A34T4XL	3000K	4000K	5000K	3000K	4000K	5000K	3000K	4000K	5000K
Wattage	340W			270W			220W		
Input Watts	329.3W	309.8W	326.6W	272.4W	258.9W	270.2W	223W	214W	221.2W
Lumens	49,713	53,423	51,375	42,444	45,156	43,863	35,728	37,626	36,922
Lm/W	151	172.4	157.3	155.8	174.4	162.3	160	175.8	166.9
CRI	81	84	83	81	84	83	81	84	83
Voltage Ratings	480V			480V			480V		
A34T5XL	3000K	4000K	5000K	3000K	4000K	5000K	3000K	4000K	5000K
Wattage	340W			270W			220W		
Input Watts	329.3W	309.8W	326.6W	272.4W	258.9W	270.2W	223W	214W	221.2W
Lumens	51,172	55,086	53,016	43,713	46,585	45,288	36,797	38,819	38,123
Lm/W	155.4	177.8	162.3	160.5	180	167.6	165	181.4	172.3
CRI	81	84	84	81	84	84	81	84	84
Voltage Ratings	480V			480V			480V		

A34 Field-Adjustable Area Light



ORDERING MATRIX

A34

Family	Distribution Type	Size/Wattage	Mounting	Color Temperature	Finish	Voltage Rating	Option
A34							
T3	Type III	S Small (100/80/50W)	BLANK Universal Pole Mount	BLANK 3000/4000/5000K Adjustable	BLANK Bronze White	BLANK 120-277V, 0-10V Dimming	BLANK No Option
T4	Type IV	M Medium (150/125/100W)	SF Slipfitter			480V, 0-10V Dimming	/PIR Passive Infrared Sensor
T5	Type V	L Large (250/200/150W)	WM Wall Mount				/MVS Microwave Motion Sensor
		XL Extra Large (340/270/220W)					/LCBS Lightcloud Blue Enabled w/ PIR Sensor
							/LCBS/MVS Lightcloud Blue Enabled w/MVS Sensor

*480V available on M, L & XL models only