

SAGE: CLIP Landscape Lighting



SA-CLBS
Short Bollard



SA-CLBT
Tall Bollard



SA-CLWP
Wall Sconce



PROJECT: _____

DATE: _____

TYPE: _____

PREPARED BY: _____



KEY FEATURES

- SAGE-CLIP is available in three models:
SA-CLBS: Bollard- Short
SA-CLBT: Bollard- Tall
SA-CLWP: Wall Sconce
- CCT: 3000K
- Voltage Rating: 120-277V
- IP65 rated
- 5-year, limited warranty

Architectural landscape lighting



100,000
HOURS



WET
RATED

IP65
IP RATING

PERFORMANCE

SA-CL	3000K		
	Bollard Tall	Bollard Short	Wall Sconce
Type	Bollard Tall	Bollard Short	Wall Sconce
Input Watts	5.37W	5.41W	5.38W
Lumens	168	178	174
Lm/W	31.3	32.9	32.3
CRI	86	86	86
Voltage Rating	120-277V		

Lifespan

100,000-hour LED lifespan based on IES LM-80 results and TM-21 calculations

TECHNICAL SPECIFICATIONS

CONSTRUCTION

Cold Weather Starting

Minimum starting temperature is -40°C (-40°F)

Maximum Ambient Temperature

Suitable for use in up to 45°C (113°F)

Housing

Die-cast aluminum

TECHNICAL SPECIFICATIONS

CONSTRUCTION (CONTINUED)

Mounting

SA-CLBS: 2pcs anchor bolts with mounting bracket

SA-CLBT: 4pcs anchor bolts for mounting

SA-CLWP: Rectangular J-Box or bracket for the wall-mount
(J-Box not provided)

Lens

Polycarbonate

Gaskets

Silicone

Green Technology

Mercury and UV free. RoHs-compliant components.

Finish

Formulated for high durability and long lasting color. Available in matte bronze finish.

IP Rating

Ingress protection of IP65 for dust and water

COMPLIANCE

UL Listed

Suitable for wet locations

SAGE: CLIP Landscape Lighting



TECHNICAL SPECIFICATIONS (CONTINUED)

ELECTRICAL

Drivers:

Constant Current, Class 2, 120V, 50/60 Hz

SA-CLBS: 0.04A@120V, 0.02A @208V, 0.02A @240V, 0.02A @277V

SA-CLBT: 0.04A@120V, 0.02A @208V, 0.02A @240V, 0.02A @277V

SA-CLWP: 0.04A@120V, 0.02A @208V, 0.02A @240V, 0.02A @277V

Surge Protection

2kV (L-N)

THD / Power factor @ Static 3000K Models:

MODEL#	THD	PF	THD	PF
	120V		277V	
SA-CLBS	6.6%	99.4%	13.7%	94.2%
SA-CLBT	6.7%	99.4%	14.4%	94.0%
SA-CLWP	6.6%	99.4%	13.9%	94.0%

Note: All values are typical (tolerance +/- 10%)

LED CHARACTERISTICS

LEDS

Long-life, high-efficacy, surface-mount LEDs

Color Uniformity

RAB's range of Correlated Color Temperature follows the guidelines of the American National Standards for Specifications for the Chromaticity of Solid State Lighting (SLL) Products, ANSI C78.377-2017.

OTHER

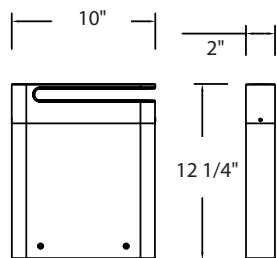
Warranty

The RAB 5-year, limited warranty covers light output, driver performance and paint finish. RAB's warranty is subject to all terms and conditions found at rablighting.com/warranty.

DIMENSIONS

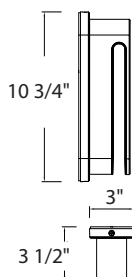
SA-CLBS

Weight: 4.85 lbs



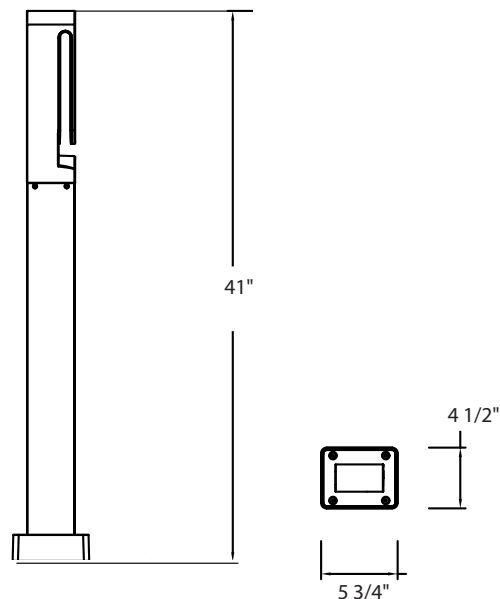
SA-CLWP

Weight: 2.43 lbs



SA-CLBT

Weight: 6.83 lbs



ORDERING MATRIX

SAGE (CLIP)

FAMILY	SHAPE	TYPE	CCT	FINISH	DRIVER
SA	CL	WP	BLANK	BLANK	BLANK
	CL	BT	3000K	Matte Bronze	120-277V
	Clip	BS			
		Wall Sconce			
		Bollard Tall			
		Bollard Short			