

AEROBAY Field-Adjustable, Linear High Bay



AR-XS



AR-S



AR-M



AR-L



Power selectable & CCT adjustable linear high bay



0-10V



100,000 HOURS



FIELD ADJUSTABLE



EASY INSTALL



DAMP RATED



BAT. BACKUP

PROJECT:

DATE:

TYPE:

PREPARED BY:



KEY FEATURES

- Available in following power selectable wattages/sizes:

ARXS : 95W/71W/48W (1.5') - Default 95W

ARS: 160W/120W/80W (2') - Default 160W

ARM: 275W/206W/138W (3') - Default 275W

ARL: 360W/270W/180W (4') - Default 360W

- Adjustable CCT: **4000K/5000K** - Default CCT: 4000K
- Voltage rating: **120-277V. 480V** available.
- Available with smart control
- Battery backup available
- Pendant mounting kits available for the fixtures and for the battery backup
- 5-year, no compromise warranty

TECHNICAL SPECIFICATIONS

COMPLIANCE

UL Listed

Suitable for damp locations

DLC Listed

This product is listed by Design Lights Consortium (DLC) as an ultra-efficient premium product that qualifies for the highest tier of rebates from DLC Member Utilities. Designed to meet DLC 5.1 requirements.

MODEL#	DLC ID (120-277V)	MODEL#	DLC ID (480V)
ARXS	S-19PC63	ARXS/480	S-RX31PQ
ARS	S-M11HJ7	ARS/480	S-GX73YR
ARM	S-PD76PN	ARM/480	S-J35C7K
ARL	S-8VZGVK	ARL/480	S-D56PQG

LED CHARACTERISTICS

LEDs

Long-life, high-efficacy, discrete, surface-mount LEDs

Color Uniformity

RAB's range of Correlated Color Temperature follows the guidelines of the American National Standard for Specifications for the Chromaticity of Solid State Lighting (SSL) Products, ANSI C78.377-2017.

CONSTRUCTION

Cold Weather Starting

The minimum starting temperature is -20°C (-4°F)

Cold Weather Starting for Battery Backup

The minimum starting temperature is 0°C (32°F)

Maximum Ambient Temperature

Suitable for use in up to 50°C (122°F)

Maximum Ambient Temperature for Battery Backup

Suitable for use in up to 60°C (140°F)

Lens

Polycarbonate lens

Housing

Aluminum

Reflector

Polyethylene Terephthalate (PET)

Mounting

Comes standard with surface mount capability and V-hooks for chain mounting. Accessories available for pendant mounting (purchased separately)

Green Technology

Mercury and UV free. RoHs-compliant components.

Finish

Formulated for high durability and long lasting color

TECHNICAL SPECIFICATIONS (CONTINUED)

ELECTRICAL

Drivers:

Constant Current, Class 1, 120-277V, 50/60 Hz

ARXS

48W: 120V: 0.36A, 208V: 0.23A, 240V: 0.20A, 277V: 0.17A

71W: 120V: 0.52A, 208V: 0.34A, 240V: 0.30A, 277V: 0.23A

95W: 120V: 0.76A, 208V: 0.46A, 240V: 0.40A, 277V: 0.32A

ARS

80W: 120V: 0.62A, 208V: 0.39A, 240V: 0.34A, 277V: 0.28A

120W: 120V: 0.98A, 208V: 0.58A, 240V: 0.50A, 277V: 0.41A

160W: 120V: 1.31A, 208V: 0.77A, 240V: 0.67A, 277V: 0.55A

ARM

138W: 120V: 1.10A, 208V: 0.67A, 240V: 0.58A, 277V: 0.50A

206W: 120V: 1.65A, 208V: 0.99A, 240V: 0.86A, 277V: 0.72A

275W: 120V: 2.27A, 208V: 1.33A, 240V: 1.15A, 277V: 0.96A

ARL

180W: 120V: 1.52A, 208V: 0.87A, 240V: 0.75A, 277V: 0.70A

270W: 120V: 2.12A, 208V: 1.30A, 240V: 1.13A, 277V: 0.94A

360W: 120V: 2.98A, 208V: 1.73A, 240V: 1.50A, 277V: 0.1.27A

Constant Current, Class 2, 480V, 50/60 Hz

ARXS

48W: 480V: 0.12A

71W: 480V: 0.16A

95W: 480V: 0.20A

ARS

80W: 480V: 0.21A

120W: 480V: 0.29A

160W: 480V: 0.37A

ARM

138W: 480V: 0.34A

206W: 480V: 0.46A

275W: 480V: 0.60A

ARL

180W: 480V: 0.46A

270W: 480V: 0.63A

360W: 480V: 0.84A

Dimming Driver:

Driver includes dimming control wiring for 0-10V dimming systems.

Requires separate 0-10V DC dimming circuit. Dims down to 10%.

THD:

ARXS: 9.91% AT 120V, 7.86% AT 277V

ARS: 3.24% AT 120V, 9.37% AT 277V

ARM: 10.4% AT 120V, 6.61% AT 277V

ARL: 9.78% AT 120V, 7.98% AT 277V

ARXS: 7.68% AT 480V

ARS: 9.38% AT 480V

ARM: 7.23% AT 480V

ARL: 7.48% AT 480V

Power factor:

ARXS: 99.4% AT 120V, 96.2% AT 277V

ARS: 99.9% AT 120V, 99.5% AT 277V

ARM: 99.4% AT 120V, 97.3% AT 277V

ARL: 99.5% AT 120V, 96.5% AT 277V

ARXS: 92.6% AT 480V

ARS: 91.1% AT 480V

ARM: 93.1% AT 480V

ARL: 93.2% AT 480V

ELECTRICAL

Emergency Light Loss Factor:

ARXS: 0.282

ARS: 0.173

ARM: 0.089

ARL: 0.075

Surge Protection:

6kV

Note: All values are typical (tolerance +/- 10%)

LIGHTCLOUD

Lightcloud Blue Installed

- Integrated/embedded networked lighting control
- Luminaire-level lighting control (LLLC) - Capable of switching, 0-10V dimming, power
- Can also be used to extend the range of Lightcloud Blue network
- Fixture, Zone, and plug-load control from one powerful device
- Utilizes a "BLE Mesh" network communication protocol.
- Offers the capability to set the maximum light output to a less-than-maximum state of an individual luminaire at the time of installation or commissioning. The High-End Trim functionality is field reconfigurable via the Lightcloud App.
- The Lightcloud Blue Controller is designed to be attached to the fixture directly.
- DLC system - N1XMLOEATBA
- Gateway Required: No
- Communication Protocol: Bluetooth Mesh
- Range: Up to 60 feet using standard building materials. Up to 200 feet clear line of sight.
- Spacing Criteria: Lightcloud Blue devices should be placed within the specified range to communicate within the Bluetooth Mesh network.
- Hold Time: 20 Minutes
- Daylight: Disabled
- Motion Sensitivity: High
- Stand-by dimming level: 20%
- Stand-by time: 0 Minute

Lightcloud Blue Sensor:

Default Setting:

Uncommissioned State:

- Motion Sensitivity: High
- Brightness when triggered : 100%
- Hold time: 1 minute
- Standby to dim: 20%
- Standby time: 1 minute
- When vacant: Off

Commissioned State:

Motion Sensitivity: High
 Brightness when triggered: Last on status
 Hold time: 20 minutes
 When vacant: Off

Sensing Type:

Occupancy or Vacancy

Occupied Actions:

On or On at a Dim Level

AEROBAY Field-Adjustable, Linear High Bay



LIGHTCLOUD (CONTINUED)

Vacant Options:

Off or On at a Dim Level

Occupancy Timeout:

1 minute to 240 minutes

Daylight Sensing:

The sensor will determine to trigger the light(s) on or not based on the daylight threshold level set in the Lightcloud Blue mobile app.

Daylight Threshold:

150 lux to 1500 lux

PERFORMANCE

Lifespan

100,000-Hour LED lifespan based on IES LM-80 results and TM-21 calculations

OTHER

Warranty

The RAB 5-year, no-compromise warranty covers light output, color stability, driver performance, paint finish and labor. RAB's warranty is subject to all terms and conditions found at rablighting.com/warranty.

Buy American Act Compliance:

RAB values USA manufacturing! Upon request, RAB may be able to manufacture this product to be compliant with the BUY American Act (BAA). Please contact customer service to request a quote for the product to be made BAA compliant.

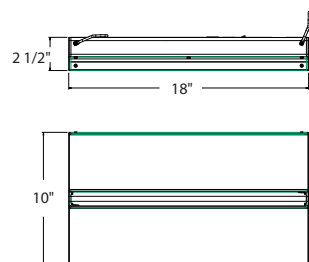
ACCESSORIES

Image	Catalog#	Description	UPC
	ARP	AEROBAY PENDANT KIT	192552040754
	ARP-ADJ	AEROBAY ADJUSTABLE PENDANT KIT	192552040761
	ARP-EMB	AEROBAY PENDANT KIT FOR EMB	192552040778

DIMENSIONS

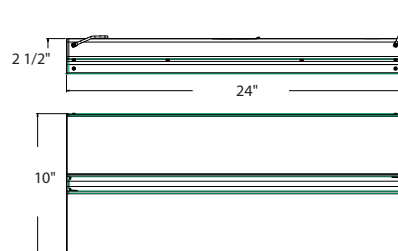
ARXS:

Weight: 5.1 lbs (120-277, 480V)



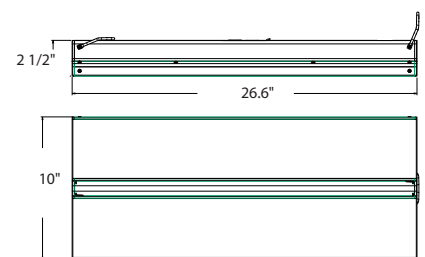
ARS:

Weight: 6.6 lbs (120-277V)



ARS:

Weight: 7.9 lbs (480V)



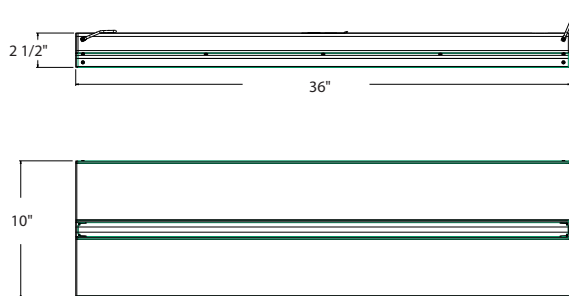
AEROBAY Field-Adjustable, Linear High Bay



DIMENSIONS (CONTINUED)

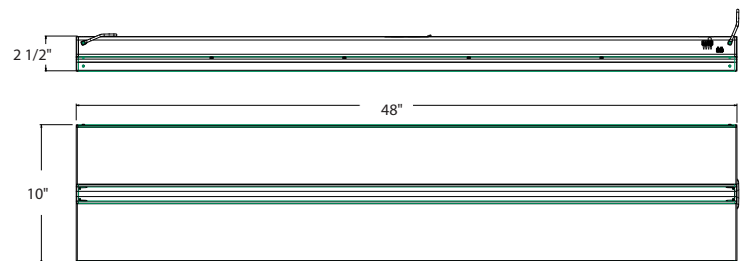
ARM:

Weight: 9.5 lbs (120-277V)
Weight: 10.8 lbs (480V)



ARL:

Weight: 12.0 lbs (120-277V)
Weight: 14.6 lbs (480V)



PERFORMANCE

ARXS	4000K	5000K	4000K	5000K	4000K	5000K
WATTAGE	95W		71W		48W	
INPUT WATTS	86.6W	90.2W	60.5W	62.4W	42W	43W
LUMENS	13,085	13,030	9,424	9,509	6,415	6,532
EFFICACY	151.1	144.5	155.8	152.4	152.7	151.9
CRI	85	83	85	83	85	83
VOLTAGE RATING	120-277V		120-277V		120-277V	

ARXS	4000K	5000K	4000K	5000K	4000K	5000K
WATTAGE	95W		71W		48W	
INPUT WATTS	87.9W	90.7W	65.6W	67.6W	44.9W	43.8W
LUMENS	13,706	13,575	10,406	10,449	6,973	7,090
EFFICACY	155.9	149.7	158.6	154.6	159.2	157.9
CRI	85	83	85	83	85	83
VOLTAGE RATING	480V		480V		480V	

ARS	4000K	5000K	4000K	5000K	4000K	5000K
WATTAGE	160W		120W		80W	
INPUT WATTS	149.5W	157W	113W	117.6W	72W	74W
LUMENS	22,991	22,545	18,023	17,939	11,855	11,972
EFFICACY	153.8	143.6	159.5	152.5	164.7	161.8
CRI	85	83	85	83	85	83
VOLTAGE RATING	120-277V		120-277V		120-277V	

ARS	4000K	5000K	4000K	5000K	4000K	5000K
WATTAGE	160W		120W		80W	
INPUT WATTS	155.7W	162.2W	115.7W	1119.6W	77.9W	79.9W
LUMENS	23,371	23,057	17,746	17,725	12,032	12,190
EFFICACY	150.1	142.2	153.4	148.2	154.5	152.6
CRI	85	83	85	83	8455	83
VOLTAGE RATING	480V		480V		480V	

AEROBAY Field-Adjustable, Linear High Bay



PERFORMANCE

ARM	4000K	5000K	4000K	5000K	4000K	5000K
WATTAGE	275W		206W		138W	
INPUT WATTS	258.3W	271.2W	189.4W	196.9W	127.7W	131.7W
LUMENS	38,786	37,788	29,640	29,411	20,673	20,861
EFFICACY	150.2	139.3	156.5	149.4	161.9	158.4
CRI	85	83	85	83	85	83
VOLTAGE RATING	120-277V		120-277V		120-277V	

ARM	4000K	5000K	4000K	5000K	4000K	5000K
WATTAGE	275W		206W		138W	
INPUT WATTS	256.8W	167.5W	192.8W	199.6W	129.1W	132.6W
LUMENS	38,398	37,554	29,545	29,433	20,045	20,297
EFFICACY	149.5	140.4	153.2	147.5	155.3	153.1
CRI	85	83	85	83	85	83
VOLTAGE RATING	480V		480V		480V	

ARL	4000K	5000K	4000K	5000K	4000K	5000K
WATTAGE	360W		270W		180W	
INPUT WATTS	338.5W	355.9W	242.9W	252.4W	175W	180.8W
LUMENS	49,779	48,830	37,378	37,292	27,222	27,602
EFFICACY	117.1	137.2	153.9	147.7	155.6	152.7
CRI	86	84	86	84	86	83
VOLTAGE RATING	120-277V		120-277V		120-277V	

ARL	4000K	5000K	4000K	5000K	4000K	5000K
WATTAGE	360W		270W		180W	
INPUT WATTS	362.7W	378.7W	261.6W	271.5W	174.2W	179.1W
LUMENS	53,382	52,070	39,886	39,702	27,099	27,328
EFFICACY	147.2	137.5	152.5	146.2	155.6	152.6
CRI	85	83	85	83	85	83
VOLTAGE RATING	480V		480V		480V	

ORDERING MATRIX

AR

Family	Wattage (Length)	Color Temp	Voltage	Options
AR				
XS	95W/71W/48W (1.5'), Selectable	BLANK	4000K/5000K	BLANK
S	160W/120W/80W (2'), Selectable	CCT Adjustable		/E*
M	275W/206W/138W (3'), Selectable		BLANK	/LCBS/MVS
L	360W/270W/180W (4'), Selectable		/480	/LCBS
			120-277V, 0-10V dimming	/LCBS/MVS/E*
			480V, 0-10V dimming	/LCBS/E*
				No Option
				Battery Backup
				Lightcloud Blue enabled
				Microwave Occupancy Sensor
				Lightcloud Blue enabled
				Passive Infrared Sensor
				Lightcloud Blue enabled
				Microwave Occupancy Sensor
				w/Battery Backup
				Lightcloud Blue enabled
				Passive Infrared Sensor
				w/Battery Backup

*Battery backup option only available on 120-277V